

Special Report

## A European high-speed rail network: not a reality but an ineffective patchwork

(pursuant to Article 287(4), second subparagraph, TFEU)



EUROPEAN  
COURT  
OF AUDITORS

## **AUDIT TEAM**

The ECA's special reports set out the results of its audits of EU policies and programmes, or of management-related topics from specific budgetary areas. The ECA selects and designs these audit tasks to be of maximum impact by considering the risks to performance or compliance, the level of income or spending involved, forthcoming developments and political and public interest.

This performance audit was carried out by Audit Chamber II Investment for cohesion, growth and inclusion spending areas, headed by ECA Member Iliana Ivanova. The audit was led by ECA Member Oskar Herics, supported by Thomas Obermayr, Head of Private Office; Pietro Puricella, Principal Manager; Luc T'Joel, Head of Task; Marcel Bode, Dieter Böckem, Guido Fara, Aleksandra Klis-Lemieszonek, Nils Odins, Milan Smid, Auditors. Richard Moore provided linguistic support.



*From left to right:* Thomas Obermayr, Guido Fara, Milan Smid, Aleksandra Klis-Lemieszonek, Richard Moore, Luc T'Joel, Marcel Bode, Pietro Puricella, Dieter Böckem, Oskar Herics.

## CONTENTS

	Paragraph
Abbreviations and glossary	
Executive summary	I - XI
Introduction	1 - 13
High-speed rail in Europe	1 - 2
The EU's high-speed rail network is growing in size and in rate of utilisation	3 - 4
EU policies for high-speed rail	5 - 9
Transport policy	5 - 7
Cohesion policy	8 - 9
EU support for building high-speed lines: significant, but a fraction of total cost	10 - 13
Audit scope and approach	14 - 20
Observations	21 - 95
EU co-funded investments in high-speed rail can be beneficial, but there is no solid EU-wide strategic approach	21 - 36
High-speed rail is a beneficial mode of transport which contributes to the EU's sustainable-mobility objectives	21 - 22
The Commission's powers are limited, and its plan to triple the length of the high-speed rail network is unlikely to be achieved	23 - 26
Member States plan and decide on their national networks, leading to a patchwork of poorly connected national high-speed networks	27 - 36
Decision-making lacks reliable cost-benefit analyses	37 - 58
"Very high-speed" is not needed everywhere	37 - 44
Cost-efficiency checks are rare	45 - 48
Cost-benefit analyses are not used as a tool for decision-making in the Member States	49 - 51
Cost overruns, construction delays and delayed entry into service: a norm instead of an exception	52 - 58

A citizen's view: a real-life assessment of travel times, prices and connections, of passenger-services and of stations and their catchment area	59 - 77
Travel times and ticket prices, are important factors for success	59 - 63
Further improvements needed to rail ticketing, and in monitoring passenger-services data	64 - 67
The number and location of stations are both important	68 - 77
High-speed rail sustainability: effectiveness of the EU co-funding at risk	78 - 85
Passenger data analysis: three of the seven completed high-speed rail lines carry fewer passengers than the benchmark of nine million per year	79
Catchment-area analysis of the number of people living along the lines: nine of 14 audited high-speed lines and stretches do not have sufficient high number of potential passengers	80 - 82
The competitiveness of high-speed rail compared to other modes of transport: there is no "polluter-pays" principle yet	83 - 85
Seamless and competitive cross-border high-speed rail operations: not yet universal	86 - 95
With many barriers still existing, there is a long way to go before markets become open and competitive on high-speed lines in the EU	86 - 88
Track access charges: overly complicated, and a potential hindrance to competition	89 - 92
A strong and independent regulator: necessary, but not always a reality	93 - 95
Conclusions and recommendations	96 - 106
High-speed rail operations have many advantages but there is no realistic long term EU plan, and there is no truly EU high-speed network	96 - 98
The principles of sound financial management have not consistently been applied for the audited high-speed rail infrastructure investments	99 - 100
Assessing the situation for the EU citizens highlights the advantages of high-speed rail, while the sustainability of the EU co-funding to high-speed lines is at risk	101 - 103
Seamless and competitive cross-border high-speed rail operations are still some way off	104 - 106



Annex I – European High-Speed Network Map

Annex II – Overview of HSR funding since 2000 by MS and management mode

Annex III – Analysis of projects

Annex IV – Key HSR Data per Member State

Annex V – Speed yield analysis

Annex VI – A citizen's view: Assessment of travel times, prices and connections on the audited high-speed rail lines: the methodology and the data

Annex VII – Impact of stations on travel time and speed

Annex VIII – Map of the catchment area and key data for each of the audited HSLs, as well as for the border crossings assessed

Annex IX – Analysis of stations

The Commission's replies

## **ABBREVIATIONS AND GLOSSARY**

<b>Catchment area</b>	An area from which a high-speed rail station can be reached by car in a given time (for the purposes of this report, 15, 30 or 60 minutes).
<b>Cost-benefit analysis (CBA)</b>	An analytical tool used to appraise an investment decision by comparing its predicted costs and expected benefits. The purpose of a CBA is to facilitate a more efficient allocation of resources to help decision-makers to make an informed decision about whether or not to implement an investment proposal or possible alternatives.
<b>CEF (Connecting Europe Facility)</b>	A mechanism which, since 2014, has provided financial aid to three sectors: energy, transport, and information and communication technology (ICT). In these three areas, the CEF identifies investment priorities that should be implemented in the coming decade. For transport, these priorities are interconnected transport corridors and cleaner transport modes.
<b>CF (Cohesion Fund)</b>	A fund, which aims to improve economic and social cohesion within the European Union by financing environment and transport projects in Member States whose per-capita GNP, is less than 90 % of the EU average.
<b>DG MOVE</b>	Directorate-General for Mobility and Transport
<b>DG REGIO</b>	Directorate-General for Regional and Urban Policy
<b>EAV (EU added value)</b>	The value resulting from an EU intervention which is additional to the value that would have been otherwise created by Member State action alone. For the purposes of high-speed rail lines, investing EU funds in lines within Member States also creates added value for EU citizens (for example, by facilitating travel and reducing overall travel times). However, expenditure on transnational corridors to complete a core EU network is automatically a stronger candidate for EU action because of its common interest: its EU added value is higher.
<b>ERA (European Union Agency for Railways)</b>	An agency, established in 2004, whose objective is to support the development of technical specifications for interoperability, including ERTMS, and to contribute to the functioning of the Single European Railway Area.
<b>ERDF (European Regional Development Fund)</b>	An investment fund whose objective is to reinforce economic and social cohesion within the EU by remedying regional imbalances by providing financial support for the creation of infrastructure, and by providing productive job-creating investment, mainly for businesses.

<b>ERTMS (European Rail traffic management System)</b>	A major European project aimed at replacing the different national train control and command systems to promote interoperability.
<b>Ex-ante conditionalities</b>	Conditions which must be met before long-term and strategic infrastructure plans can be supported, used as a framework for EU co-funding investment.
<b>High-speed rail</b>	Rail services operating on new, specifically designed lines with a maximum operating speed of at least 250 km/h, and services operating on conventional lines with a maximum operating speed of at least 200 km/h.
<b>INEA (Innovation and Networks Executive Agency)</b>	The successor of the Trans-European Transport Network Executive Agency (TEN-T EA), which was created by the European Commission in 2006 to manage the technical and financial implementation of its TEN-T programme. The INEA commenced operations on 1 January 2014 to implement parts of the following EU programmes: the Connecting Europe Facility (CEF); Horizon 2020; and legacy programmes (TEN-T and Marco Polo 2007-2013).
<b>Interoperability</b>	A European Commission initiative to promote a single market in the rail sector. Technical Specifications for Interoperability define the technical standards required to satisfy the essential requirements to achieve interoperability. These requirements include, amongst others, safety, reliability and availability, health, environmental protection and technical compatibility, and make that trains should be able to operate smoothly on any stretch of the European rail network.
<b>MS (Member States)</b>	Member States of the European Union.
<b>Ridership</b>	In this context, a measure of the level of use of high-speed lines, defined as the number of passengers using the line divided by the length of the line, in kilometres.
<b>Speed yield</b>	Ratio of actual speed, as experienced by the traveller, to the maximum operating and design speed of the line.
<b>Track access charges</b>	Charges paid by rail operators to the infrastructure manager to recover part of the infrastructure costs.
<b>TEN-T (Trans-European Transport Networks)</b>	A planned set of road, rail, air and water transport networks in Europe. The TEN-T networks are part of a wider system of Trans-European Networks (TENs), including a telecommunications network (eTEN) and a proposed energy network (TEN-E).

## **EXECUTIVE SUMMARY**

- I. High-speed rail is a comfortable, safe, flexible and environmentally sustainable mode of transport. It brings environmental performance and socio-economic benefits which can support the EU's transport and cohesion policy objectives. Since 2000, the EU has provided 23.7 billion euro of co-funding to support high-speed rail infrastructure investments.
- II. We carried out a performance audit on the long-term strategic planning of high-speed lines in the EU, on the cost-efficiency (assessing construction costs, delays, cost overruns and the use of high-speed lines which received EU co-funding), and on the sustainability and EU added value of EU co-funding. We carried out our audit in six Member States, analysing expenditure for more than 5 000 km of infrastructure on ten high-speed rail lines and four border crossings, covering around 50 % of the high-speed rail lines in Europe.
- III. We found that the EU's current long-term plan is not supported by credible analysis, is unlikely to be achieved, and lacks a solid EU-wide strategic approach. Although the length of the national high-speed rail networks is growing, the Commission's 2011 target of tripling the number of kilometres of high-speed rail lines by 2030 will not be reached: 9 000 km of high-speed line are currently in use, and around 1 700 km of line was under construction in 2017. On average, it takes around 16 years for new high-speed lines to proceed from the start of works to the beginning of operations.
- IV. There is no European high-speed rail network, and the Commission has no legal tools and no powers in the decision making to ensure that Member States make rapid progress towards completing the core network corridors set out in the TEN-T Regulation. As a result, there is only a patchwork of national high-speed lines, planned and built by the Member States in isolation. This patchwork system has been constructed without proper coordination across borders: high-speed lines crossing national borders are not amongst the national priorities for construction, even though international agreements have been signed and provisions have been included in the TEN-T Regulation requiring core network corridors to be built by 2030. This means a low EU added value of the EU co-funding of high-speed rail infrastructure investments.

V. The quality of the assessment of real needs in the Member States is low, and the alternative solution of upgrading existing conventional lines is not often given due consideration, even though the savings achieved when this option is used can be significant. The decision to build high-speed lines is often based on political considerations, and cost-benefit analyses are not used generally as a tool to support cost-efficient decision-making.

VI. High-speed rail infrastructure is expensive, and is becoming more so: on average, the lines we audited cost 25 million euro per km (not taking into account the more expensive tunnelling projects). The costs involved could in fact have been far lower, with little or no impact on operations. This is because very high-speed lines are not needed everywhere they have been built. In many cases, trains run on very high-speed lines at far lower average speeds than the line is designed to handle. The cost of a line increases proportionally with the design speed, and infrastructure capable of handling very high-speed operations (300 km/h or more) is particularly costly. Such high-speeds, however, are never reached in practice: trains run on average at only around 45 % of the line's design speed on the lines audited, and only two lines were operating at an average speed above 200 km/h, and none above 250 km/h. Average speed so far below the design speed raises questions as to sound financial management.

VII. We also analysed the cost per minute saved by the introduction of high-speed rail. We found that four of the ten lines we audited will cost more than one hundred million euro per minute saved. The highest figure is on the Stuttgart – Munich line, which will cost 369 million euro per minute saved. Cost overruns, which are covered by national budgets, and delays were the norm instead of the exception. Aggregate cost overruns for the lines and projects we audited were 5.7 billion euro at project level, and 25.1 billion euro at line level (44 % and 78 %, respectively). Delays at project and line level were also significant: eight of the 30 projects we audited had been delayed by at least one year, and five lines (half of the sample audited) had experienced delays of more than one decade. Paying careful attention to the elements above could save hundreds of millions of euros, and ensure that good use is made of lines which are built.

VIII. To gain insight into how high-speed rail benefits EU citizens, we also analysed and compared door-to-door travel times, prices and number of connections for high-speed rail

and its competitors (air transport, conventional rail and road transport). We concluded that total travel time and price level are both important factors for success. Combined with effectively regular services, these factors could allow high-speed rail to increase its market share. Intermodal competition is fierce, and it affects the sustainability of high-speed lines: high-speed rail does not compete on an equal basis with other transport modes.

IX. We assess sustainability of the EU co-funding to be at risk. Judging by a benchmark, a high-speed line should ideally have nine million passengers per year to be successful. However, on three of the seven completed high-speed lines we audited, the number of passengers carried was far lower. The infrastructure cost of these lines was 10.6 billion euro, to which the EU provided around 2.7 billion euro. This means that there is a high risk of ineffective spending of EU co-funding on these lines. Our assessment of the number of people living in the catchment areas of the audited lines indicates that nine of the 14 audited lines and cross-border connections did not have enough potential passengers to be successful. These include the three lines indicated above carrying a lower number of passengers compared to the benchmark of nine million.

X. In 2010, we issued a report calling for urgent action to lift all technical, administrative and other barriers to rail interoperability. However, we found that these barriers still persist in 2018. The rail passenger market is not open in France and Spain. There is on-track competition in Italy and, to a limited extent, in Austria; in these Member States, services were more frequent and of higher quality, whereas ticket prices were lower. Integrated ticketing systems, and greater attention paid to monitoring and standardising customer satisfaction and punctuality data, could further improve the passenger experience.

XI. For a successful continuation of EU co-funding for high-speed rail infrastructure in the next programming period, we recommend that the Commission should take a number of steps. These include:

- (i) carrying out realistic long-term planning; and agreeing with the Member States the key strategic stretches to be implemented first, with close monitoring and enforceable powers to ensure that commitments to complete the core EU high-speed rail network are respected;

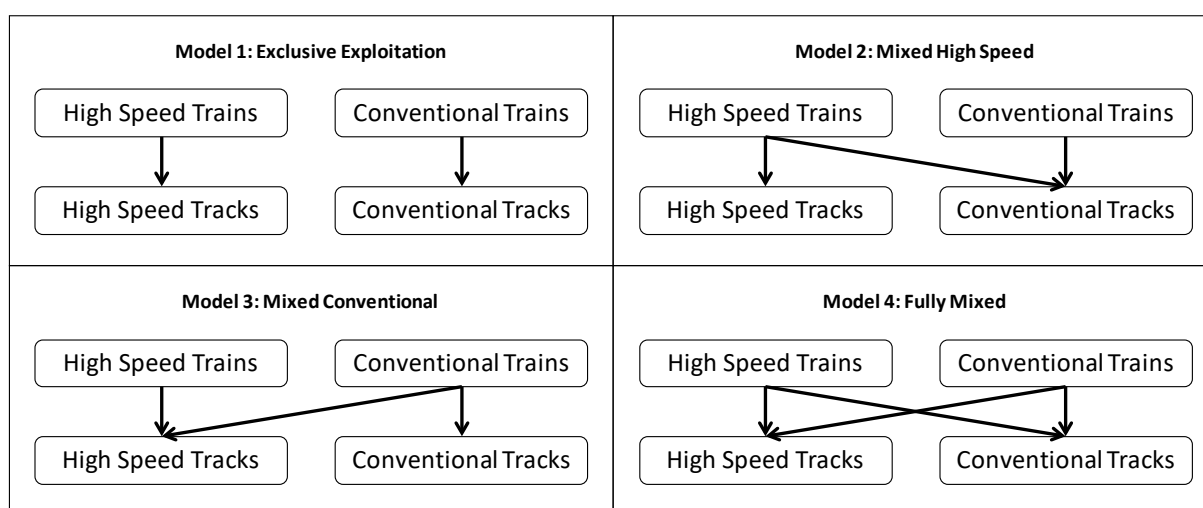
- (ii) making EU co-funding support linked to earmarked strategic priority projects, effective on-track competition and achievement of results;
- (iii) simplifying cross-border constructions with regard to tendering procedures, the use of “one-stop-shops” for the formalities, and the lifting of all remaining barriers;
- (iv) actions to improve seamless high-speed rail operations for passengers, such as, for example, e-ticketing, simplification of track access charges and improving the reporting to citizens on punctuality and customer satisfaction data.

## **INTRODUCTION**

### ***High-speed rail in Europe***

1. High-speed rail in Europe took off after the 1974 petrol crisis. Europe's energy dependency threatened internal mobility, so several Member States decided to develop a safe, fast, comfortable and ecological mode of transport in the form of high-speed rail lines. Italy was the first European country to inaugurate a high-speed rail line: the line from Florence and Rome opened in 1977. Shortly afterwards, France inaugurated its own "Trains à Grande Vitesse" lines. Germany's first high-speed lines, served by "Intercity Express" (ICE) trains, opened in the early 1990s, whereas Spain's "Alta Velocidad Española" (AVE) high-speed service commenced operations in 1992.
2. There is currently no single European high-speed rail network: instead, different operational models exist in different Member States (***Figure 1***). For example, there are mixed high-speed systems (in France, Spain and Italy) and fully mixed high-speed lines (Germany, Austria and two sections in Italy).

**Figure 1 - Operational models for high-speed rail traffic**



Source: Rus et al. 2009.

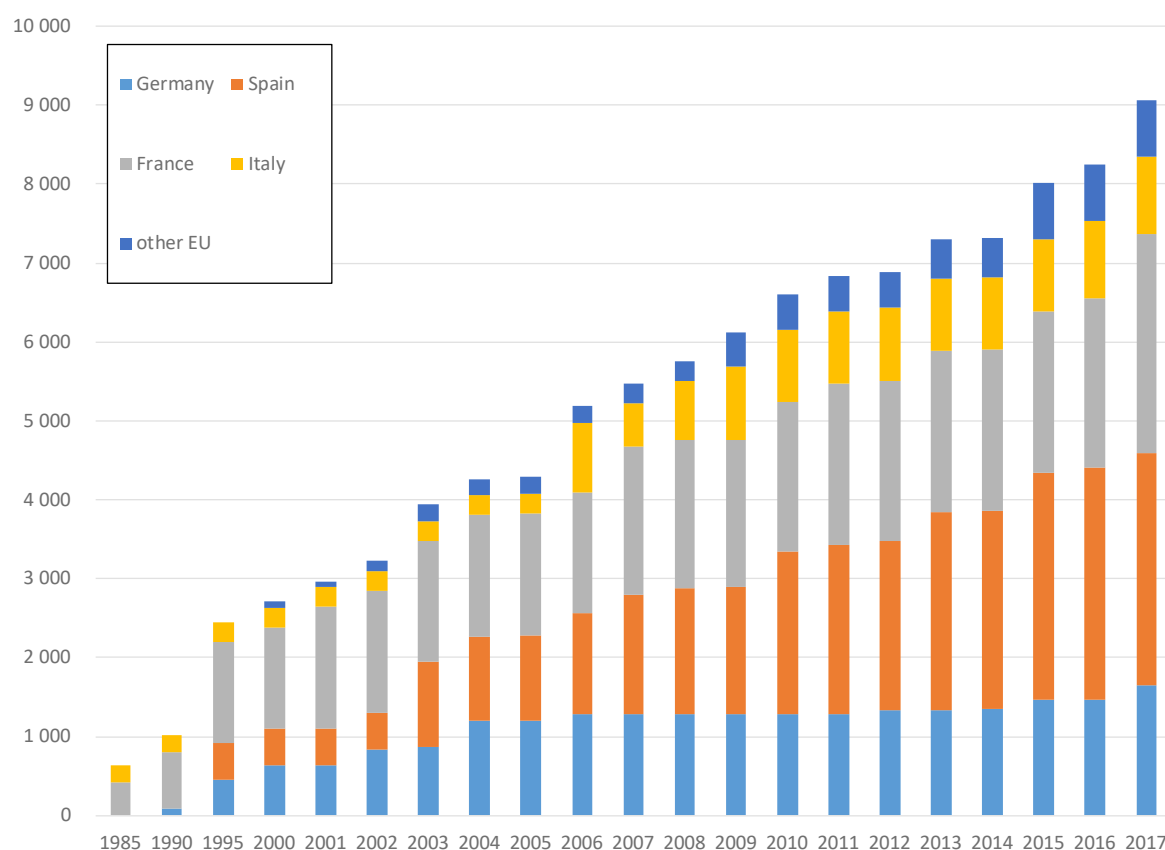
### ***The EU's high-speed rail network is growing in size and in rate of utilisation***

3. At the end of 2017, the EU had 9 067 km of high-speed lines (***Figure 2; Annex I*** provides a detailed map). This network is expanding: 1 671 km are currently under construction. Once



all planned high-speed rail infrastructure investments have been completed, Spain will have the second-longest high-speed rail network in the world, after China.

**Figure 2 - Length of national high-speed rail networks in the EU – growth over time**



*Source:* EU Statistical Pocketbook 2017; UIC. *Note:* This chart includes only lines (or sections of lines) on which trains can exceed 250 km/h at some point during their journey.

4. The number of passengers using high-speed rail in Europe is growing steadily: from roughly 15 billion passenger-kilometres<sup>1</sup> (pkm) in 1990, demand reached more than 124 billion pkm in 2016. In 2015, high-speed rail services accounted for more than a quarter (26 %) of all rail passenger travel in the Member States where high-speed services are available.

<sup>1</sup> Pkm is the measure obtained by combining the number of HSR passengers per annum with their trip length so as to optimise the measurement of the use of HSR.

## ***EU policies for high-speed rail***

### **Transport policy**

5. The Trans-European Networks for Transport (TEN-T) programme<sup>2</sup> plays a key role in the Europe 2020 strategy for smart, sustainable and inclusive growth. It serves the goals of economic development, regional competitiveness, regional and social cohesion, and environmental sustainability. It also establishes key links needed to facilitate transport, optimising the capacity of existing infrastructure, producing specifications for network interoperability, and integrating environmental concerns. TEN-T's objectives include the interconnection and interoperability of national transport networks, the optimal integration and interconnection of all transport modes, and the efficient use of infrastructure.

6. The latest Commission 2011 Transport White Paper (WP)<sup>3</sup> has set the following specific passenger traffic targets for high-speed rail<sup>4</sup>: (i) By 2030, the length of the existing high-speed rail network should be tripled so that, by 2050, most medium-distance passenger transport should be by rail (a 50 % shift of medium-distance intercity passenger and freight journeys from road to rail). High-speed rail should grow faster than air transport for journeys of up to 1 000 km, and by 2050, all core network airports should be connected to the rail network, preferably by high-speed services.

7. To advance on these goals, in December 2013, the EU adopted a new transport infrastructure policy<sup>5</sup> that aims to close the gaps between the transport networks of

---

<sup>2</sup> Decision No 1692/96/EC of the European Parliament and of the Council of 23 July 1996 on Community guidelines for the development of the trans-European transport network (OJ L 228, 9.9.1996, p. 1).

<sup>3</sup> COM(2011) 144 final of 28.3.2011 "Roadmap to a Single European Transport Area – Towards a competitive and resource-efficient system".

<sup>4</sup> In conjunction with these, the EU has set ambitious carbon emission reduction targets for the coming decades (see also **paragraph 22**).

<sup>5</sup> Regulation (EU) No 1315/2013 of the European Parliament and of the Council of 11 December 2013 on Union guidelines for the development of the trans-European transport network (OJ L 348, 20.12.2013, p. 1).

Member States, to remove bottlenecks that still hamper the smooth functioning of the internal market, and to overcome technical barriers (e.g. incompatible standards for railway traffic). The Connecting Europe Facility (CEF) instrument<sup>6</sup>, adopted at the same time, supports these objectives financially.

### **Cohesion policy**

8. Since 2000, the Structural Funds have been required to operate in a manner consistent with other EU policies, such as transport<sup>7</sup>. Under both the ERDF and the CF Regulations, support has been provided to investments contributing to the establishment and development of TEN-T networks<sup>8</sup>, as well as to transport infrastructure projects of common interest<sup>9</sup>.

9. Under the current 2014-2020 cohesion-policy framework, the EU cohesion-policy funds still support transport infrastructure but, to increase the effectiveness of EU co-funding, “ex-ante conditionalities” have been introduced. This means that Member States must demonstrate that proposed projects will be implemented within the framework of a comprehensive national, or regional, long-term transport plan, adopted by all interested and involved stakeholders.

### ***EU support for building high-speed lines: significant, but a fraction of total cost***

10. From 2000 to 2017<sup>10</sup>, the EU provided 23.7 billion euro in grants to co-finance high-speed rail infrastructure investments, as well as 4.4 billion euro in support to install ERTMS

---

<sup>6</sup> Regulation (EU) No 1316/2013 of the European Parliament and of the Council of 11 December 2013 establishing the Connecting Europe Facility (OJ L 348, 20.12.2013, p. 129).

<sup>7</sup> Article 2(5) of Council Regulation (EC) No 1260/1999 laying down general provisions on the Structural Funds (OJ L 161, 26.6.1999, p. 1).

<sup>8</sup> Article 2(1) (b) of Regulation (EC) No 1783/1999 of the European Parliament and of the Council of 12 June 1999 on the European Regional Development Fund (OJ L 213, 13.8.1999, p. 1).

<sup>9</sup> Article 3(1) and annex to Annex II Council Regulation (EC) No 1164/94 of 16 May 1994 establishing a Cohesion Fund (OJ L 130, 25.5.1994, p. 1).

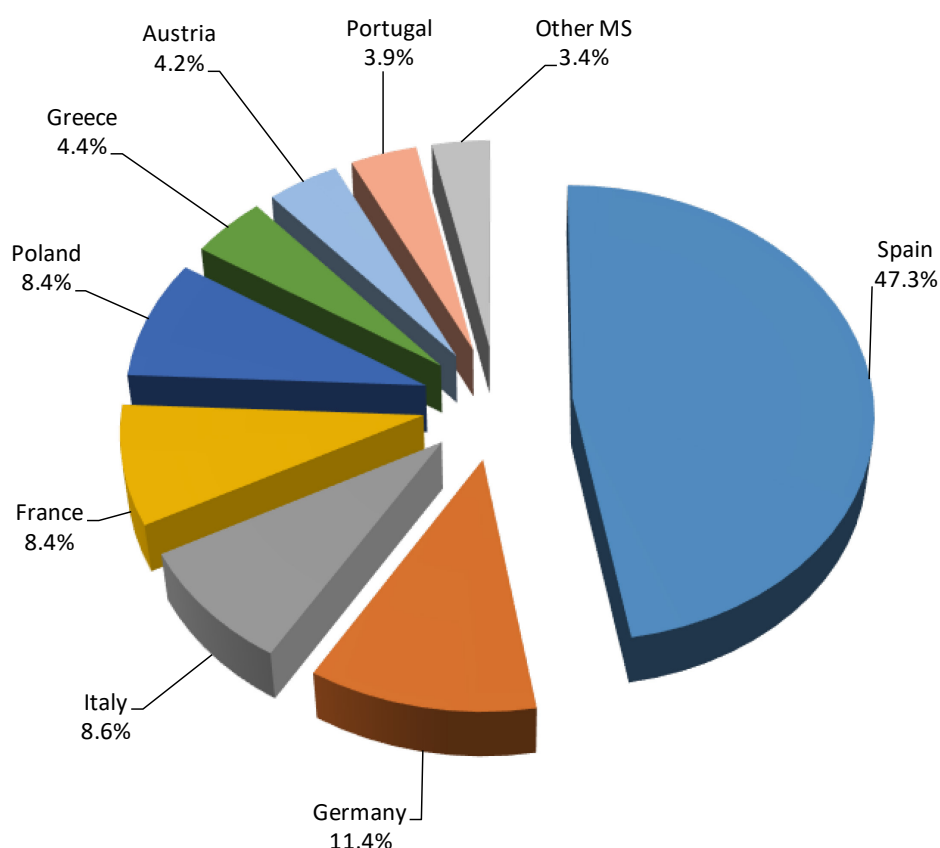
<sup>10</sup> Data include the latest (2017) CEF call. All figures provided are expressed in nominal terms.

on high-speed rail lines. Some 14.6 billion euro of co-funding, or 62 % of the total, was provided under shared-management funding mechanisms (the ERDF and the CF), while the directly managed investment schemes (e.g. the CEF) provided 9.1 billion euro, or 38 %. EU co-funding can be used to support studies as well as infrastructure works, both for new high-speed lines and for upgrades to existing conventional rail lines to allow them to accommodate high-speed operations.

11. In addition to this aid, since 2000, the EIB has also provided loans to the value of 29.7 billion euro to support the construction of high-speed rail lines.

12. Almost half of the EU funding made available for high-speed rail investments (more than 11 billion euro) was allocated to investments in Spain. In all, 21.8 billion euro – 92.7 % of the total – was allocated to seven Member States (**Figure 3** and **Annex II**).

**Figure 3 - Overview of EU co-funding for high-speed rail by Member State (2000-2017)**



Source: European Commission.

13. Although these sums are significant, EU co-funding represents a small fraction of the overall amounts invested in high-speed rail infrastructure works in the EU. For example, depending on the funding instruments used, the co-funding rate ranged from 2 % in Italy to 26 % in Spain. On average, EU co-funding covered around 11 % of total construction cost.

### **AUDIT SCOPE AND APPROACH**

14. We carried out an audit on the cost-efficiency and effectiveness of EU co-funding for high-speed rail infrastructure investments since 2000. We assessed: (i) whether high-speed lines in the EU had been built according to a long-term strategic plan; (ii) whether high-speed rail projects had been implemented in a cost-efficient manner (by assessing construction costs, delays, cost overruns and use of high-speed lines which received investment support); (iii) whether the investments were sustainable after project completion (including the impact of high-speed rail on competing transport modes), and (iv) whether EU co-funding had added value. In order to answer these questions, this report analyses the planning and decision making first, continues with an assessment of costs, then takes an EU-citizen approach by analysing travel times, prices, connections and stations, and finalises with the assessment of barriers and on-track competition to conclude on high-speed rail operations.

15. We used a series of audit procedures, such as document reviews and analyses of EU and national long-term strategic development plans for high-speed rail; interviews with staff from the Commission and from Member States; meetings with rail operators and infrastructure managers; and a survey of key stakeholders<sup>11</sup>. We engaged external experts to assess: (i) the quality of cost-benefit analyses (CBA) and future-demand analyses<sup>12</sup>; (ii) the access, connections and regeneration effects of selected high-speed rail stations<sup>13</sup>; (iii) the

---

<sup>11</sup> We received several replies from individual members of three stakeholder groups: the Community of European Railway and Infrastructure Companies (CER), the International Union of Railways (UIC), and the Union Industry of Signalling (UNISIG).

<sup>12</sup> University of Brussels (VUB).

<sup>13</sup> A consortium of Professors and researchers from Lyon, Milan, Barcelona and Berlin.

Paris-Brussels-Amsterdam (PBA) high-speed line<sup>14</sup>, and (iv) the prices, travel times and number of connections using different modes of transport<sup>15</sup>. We also benchmarked our audit results with high-speed rail operations and passenger services in Japan and Switzerland.

16. We carried out our audit at the European Commission (DG MOVE, including the INEA and the European Union Agency for Railways (ERA), and DG REGIO) and in six Member States (France, Spain, Italy, Germany, Portugal and Austria). These Member States received 83.5 % of all EU funding allocated to high-speed lines since 2000 (23.7 billion euros, corresponding to 46 euros per EU resident)<sup>16</sup>.

17. Using a combination of specific sampling criteria related to the amount of EU co-funding, the length of the line, and whether or not a capital city was linked to the line, we selected ten high-speed lines for audit. On account of their size, we audited four high-speed lines in Spain and two each in Germany, Italy and France. We also assessed four cross-border projects: the connections between Munich and Verona; Spain and France (both on the Atlantic and the Mediterranean side), and Spain and Portugal (**Figure 4**).

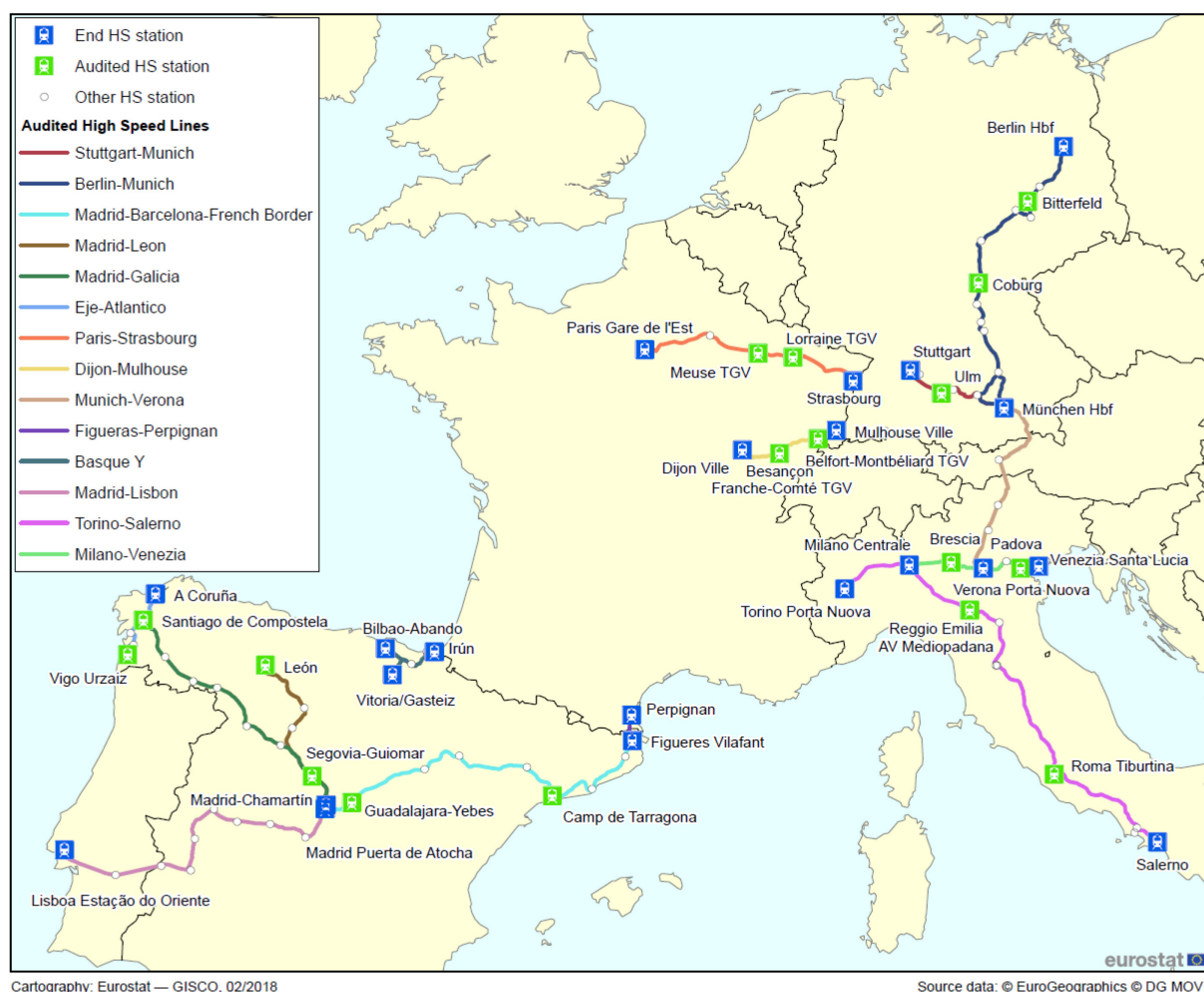
---

<sup>14</sup> University of Antwerp.

<sup>15</sup> Company Advito.

<sup>16</sup> Source: Eurostat, EU population of 512 million people in 2017:  
<http://appsso.eurostat.ec.europa.eu/>.

**Figure 4 - Overview of audited lines (10 high-speed lines, four cross-border connections)**



Source: ECA and Eurostat.

18. Using high-speed lines as the basis for our audit allowed us to assess more than 5 000 km of lines, either completed, under construction or in planning (for a detailed overview of the length of the lines audited, see [Table 4](#)). This way, we covered more than 50 % of the high-speed rail lines either in operation or under construction in the EU.

19. We also analysed 30 EU co-funded projects on these high-speed lines (the largest projects under each management mode). The total proposed cost of the 30 audited projects was 41.56 billion euro. The amount of EU grants awarded to the audited projects was 6.18 billion euro, of which 3.64 billion euro had been paid by the time of the audit, and 967 million euro decommitted ([Table 1](#)).

**Table 1- Overview of key financial data on audited projects**

Location of high-speed rail projects	Total cost of the audited projects (million euro)	Eligible expenditure of audited projects (million euro)	Awarded EU contribution (million euro)	Decommitted EU funding (million euro)
Germany	8 074.8	3 006.5	540.4	6.3
Spain	2 830.7	2 305.3	1 729.9	10.8
Cross-border	19 505.2	8 534.3	2 968.2	894.9
France	3 693.4	2 840.1	277.7	2.2
Italy	6 646.0	1 957.5	540.1	53.1
Portugal	814.7	315.4	127.7	—
<b>Total</b>	<b>41 564.8</b>	<b>18 959.1</b>	<b>6 184.0</b>	<b>967.3</b>

Source: ECA. Cross-border projects are recorded under the “EU” country code.

20. The project-related expenditure we audited covered 2 100 km of different types of high-speed rail infrastructure (trackbeds, tunnels, viaducts and overpasses). Without taking into account the Munich-Verona cross-border section projects, our project audit covered 45 % of the entire length of the high-speed lines in the visited Member States. A full list of all projects audited, and the key observations, and findings from our analysis of whether their outputs, results and objectives had been achieved, are presented in **Annex III**.

## **OBSERVATIONS**

***EU co-funded investments in high-speed rail can be beneficial, but there is no solid EU-wide strategic approach***

**High-speed rail is a beneficial mode of transport which contributes to the EU’s sustainable-mobility objectives**

21. Investment in high-speed rail infrastructure and operations significantly benefits society as a whole, as it brings to passengers time savings, high levels of safety, security and comfort on-board. It frees up capacity on congested road and conventional rail networks, as well as airports. High-speed rail can also strengthen socio-economic dynamism, as well as contributing to the regeneration of depressed urban areas near stations.



22. Although the relationship is not entirely straightforward<sup>17</sup>, various bodies<sup>18</sup> have concluded that high-speed rail also brings environmental benefits as trains have a lower carbon footprint than most other modes of transport.

**The Commission's powers are limited, and its plan to triple the length of the high-speed rail network is unlikely to be achieved**

23. The Commission's current long-term plan, set out in the 2011 White Paper and the CEF Regulation (Recital No 11), to triple the length of high-speed rail lines in the EU by 2030 (from 9 700 km in 2008<sup>19</sup> to 30 750 km by 2030) is not supported by credible analysis. Given the state of indebtedness of national public finances (Member State governments are the main investors), the limited return on this public investment, and the time it takes in practice to complete a high-speed rail investment, the goal of tripling the high-speed rail network is very unlikely to be achieved.

24. Our audit work suggests that the average time from the start of works to the beginning of operations is around 16 years (**Table 2**), even without taking into account the time needed for upfront planning. This is true even when projects which require lengthy major tunnelling works, such as the Brenner Base Tunnel on the Munich-Verona stretch, are excluded.

---

<sup>17</sup> CO<sub>2</sub> emissions depend on the origin of the electricity used, on train occupancy rates and on whether there is substantial traffic capture from road and air. To offset the pollution caused by the production of electric power consumed by high-speed trains, as well as a high load factor in HSR a significant volume of passengers must be attracted from other modes. In addition, many HSLs require land to be set aside. They may cross areas of environmental value, where the track will have a barrier effect, produce noise and be visually intrusive, and it may take decades of operation to offset the massive volume of emissions caused by HSL construction.

<sup>18</sup> E.g. the European Environment Agency and the UIC.

<sup>19</sup> The WP 2011 figure quoted is doubtful, as our data indicates that only 9 067 km of HSL was available by the end of 2017.

**Table 2 - Assessment of time from planning to operation**

Audited high-speed rail lines and Munich-Verona stretch	Planning started	Work started	In operation*	Years since planning	Duration of work in years
Berlin - Munich	1991	1996	2017**	26	21
Stuttgart - Munich	1995	2010	2025*	30	15
Rhin - Rhône	1992	2006	2011	19	5
LGV Est Européenne	1992	2002	2016	24	14
Madrid - Barcelona – French Border	1988	1997	2013	25	16
Eje Atlántico	1998	2001	2015	17	14
Madrid - León	1998	2001	2015	17	14
Madrid - Galicia	1998	2001	2019*	21	18
Milan - Venice	1995	2003	2028*	33	25
Turin - Salerno	1987	1994	2009	22	15
Munich - Verona	1986	2003	2040*	54	37

\* Expected.

\*\* 52 km not before 2018.

Source: ECA.

25. The TEN-T Regulation sets out the key infrastructure that Europe needs to build to support the EU's sustainable mobility goals. It describes which transport investments are to be ready by 2030 (the core network), and which ones are to be ready by 2050 (the comprehensive network). To complete the core network, the Commission has estimated that 500 billion euro will be required, while 1.5 trillion euro is needed for the comprehensive network<sup>20</sup>.

26. The Commission has no say in decision-making, and it has no legal tools and no powers to hold Member States to their earlier commitments to build the high-speed lines needed to complete the core network. It also plays no role in decisions on cross-border links between

---

<sup>20</sup> Source: European Commission, "Delivering TEN-T Facts & figures", September 2017, and Council conclusions on the progress of the Trans-European Transport Network (TEN-T) implementation and the Connecting Europe Facility for transport, 15425/17, 5 December 2017.

two or more Member States, as the CEF and TEN-T Regulations<sup>21</sup> lack a possibility for the Commission to enforce set EU priorities.

**Member States plan and decide on their national networks, leading to a patchwork of poorly connected national high-speed networks**

EU trans-national corridors are not a priority

27. Although the TEN-T Regulation defines in its annexes where the high-speed lines are to be built, the Member States alone decide if and when exactly this will happen. They also provide most of the required funding, and they alone are responsible for implementing all of the necessary steps (studies, permits, procuring and monitoring works, and supervising all parties involved). ***Annex IV*** provides key performance indicators for selected visited Member States, which highlight the different characteristics of their national networks. These indicators point that France is in the lead when it comes to use of high-speed lines (ratios of passenger km per capita and passenger kilometres per km of high speed lines); that Spain has the highest construction cost per capita (1 159 euro) and the highest EU co-funding for high-speed rail per capita (305 euro); and that Italy has the highest construction costs per km per capita (0.46 euro).

28. Within a Member State, many entities have a role to play, and various factors and parameters are crucial to whether or not construction proceed as initially planned. For example:

- (i) the “Eurocaprail” project aimed to link Brussels, Luxembourg and Strasbourg by high-speed rail, connecting Luxembourg with Brussels in 90 minutes. At its December 1994 meeting in Essen, the Council deemed this project to be one of the 30 “top priorities” for building (works to start not later than 2010, and completion by 2020). By 2004, however, this project was no longer considered a national priority by any single Member State. Even though the EU has provided 96.5 million euro to upgrade the conventional line, journeys from Brussels to Luxembourg

---

<sup>21</sup> Article 22 of the CEF Regulation, and Article 38(3) of the TEN-T Regulation.

currently take up to 3 hours and 17 minutes. This is more than twice the objective set in 2003, and almost one hour slower than in 1980, when the same distance was covered in 2 hours and 26 minutes. As a result, many potential passengers simply travel by road;

- (ii) Spain has invested in a new high-speed rail network. To support it in doing so, the EU has invested more than 14 billion euro in Spanish high-speed lines already since 1994. Trains in Spain traditionally used a wider gauge than the rest of Europe, but for the most part, the Spanish high-speed network uses the standard gauge found in the rest of the EU. However, three of the audited lines (the Eje Atlántico; part of the Madrid – Galicia high-speed line; and the Madrid – Extremadura high-speed line), still use the traditional wider gauge. This impacts performance: the maximum operating speed is limited to 250 km/h (far below the maximum operating speed of 300 km/h for high-speed operations in Spain), and the services are provided either by wide-gauge rolling stock, or by specific variable-gauge trains. These trains need “gauge changers”: there were 20 such gauge changers in Spain in January 2017. These gauge changers cost up to eight million euro each, and the EU provided 5.4 million euro in co-financing to support their construction.

29. Although international agreements have been signed to confirm the political will to establish connections, and although an incentive of 40 % co-funding is available under the CEF Regulation, Member States do not build high-speed lines if they are not considered a national priority, even if such a line is situated on a transnational corridor and is completing the core network. The Commission’s mid-term evaluation report on the CEF confirmed this observation<sup>22</sup>.

---

<sup>22</sup> “National budgets will never give sufficiently high priority to multi-country, cross-border investments to equip the Single Market with the infrastructure it needs.” *Source*: Report from the Commission to the European Parliament, the Council, the European Economic and Social Committee and the Committee of the Regions on the mid-term evaluation of the Connecting Europe Facility (CEF), SWD(2018) 44 final, COM(2018) 66 final of 14.2.2018, p. 6.

30. This limits the EU added value of the EU co-funding provided as cross-border links generate the highest EU added value. In addition, when links are missing and not built on time, this may have a high cost for society<sup>23</sup>.

The Commission has no power to enforce cross-border projects

31. Major cross-border high-speed rail projects require particular attention from the EU. They require works to be coordinated closely, so that project outputs become ready for use on a similar schedule and are connected to domestic networks on both sides of the border.

32. The Commission currently lacks the necessary instruments to intervene effectively if delays on one side of a border hamper the timely use of high-speed rail infrastructure built on the other side of the border. Moreover, the possibilities for all stakeholders to oppose works are manifold, and may cause delays, or even to stop projects previously agreed upon.

33. There were several examples noted where the outputs created in one Member State will not be effective for at least another two further decades, because of works not having been completed in a neighbouring Member State (see **Box 1**).

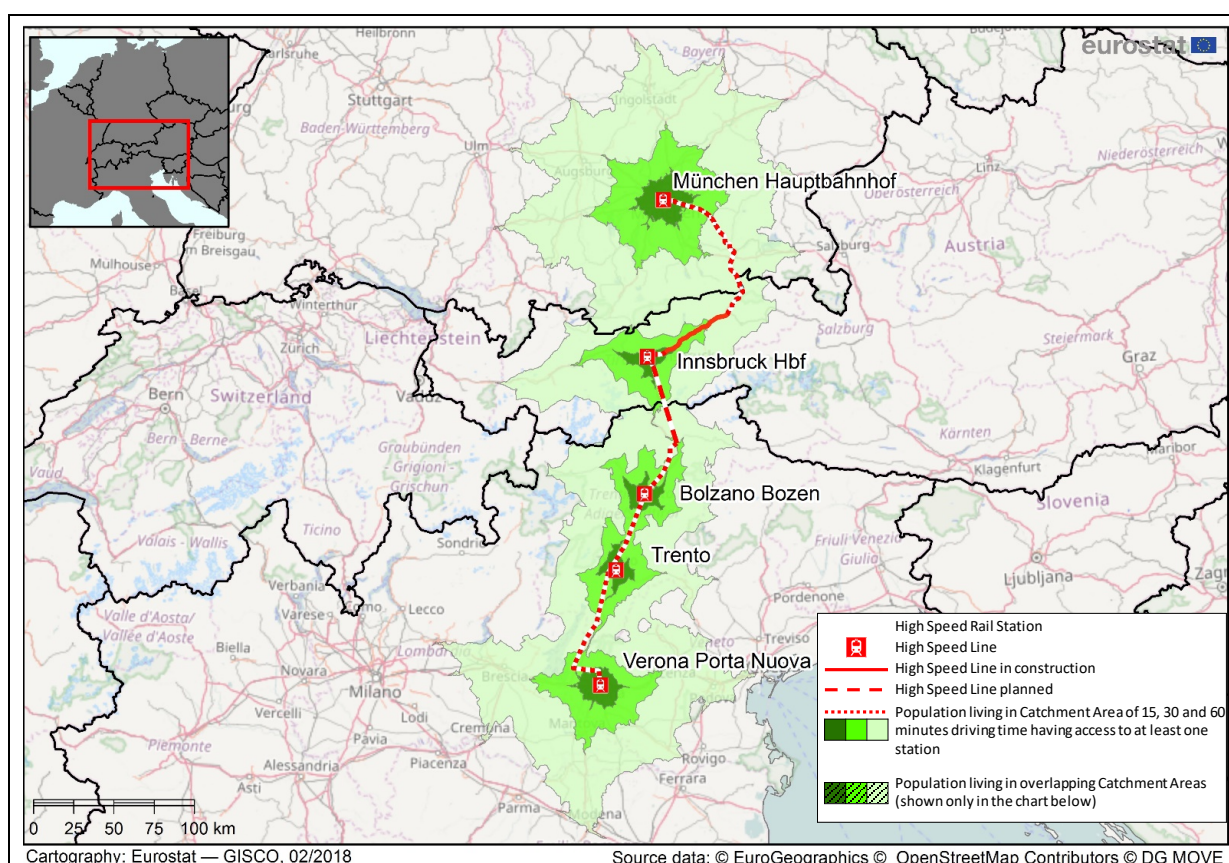
**Box 1 – Poorly connected national networks, and their impact**

**1. Munich-Verona stretch, and the Brenner Base Tunnel (BBT): diverging construction priorities and timescales between Austria, Italy and Germany led to a patchwork of different capacities and potential bottlenecks on the whole Scandinavian-Mediterranean corridor until at least 2040.**

To reduce the number of trucks crossing the Alps each day, the EU has been already investing in the BBT, a part of the “Munich – Verona” stretch, since 1986<sup>24</sup>. Austria and Italy have been building the tunnel with 1.58 billion euro of EU co-funding.

<sup>23</sup> A 2015 study “Cost of non-completion of the TEN-T” showed that the “price” to pay for the EU economy would be to give away a 1.8 % GDP growth potential and that 10 million man-years of jobs would not materialise, if Member States and other stakeholders failed to implement the core network on time as the central element of the new TEN-T policy. Source: Fraunhofer ISI, Final Report of 15.6.2015, p. 14.

<sup>24</sup> Galleria di Base del Brennero – Brenner Basistunnel BBT SE - Asse Ferroviario Monaco – Verona; Elaborazione tecnica del progetto, Rapporto 2002; Eisenbahnachse München – Verona - Technische Aufbereitung, 2002.



Source: ECA and Eurostat.

The tunnel works in Austria and Italy will be completed by 2027, but there is little construction activity on the northern access route, which is mostly in Germany. The route has not even been designed yet, and will not be completed before 2035 (Austria), or even 2040 (Germany). Unlike Austria and Italy, Germany sees little interest in destinations such as Innsbruck or Verona, which do not play a key role for Germany for everyday working traffic. As a result, it has not made a priority of constructing the northern access route, even though the route supports the goal of establishing a core network by 2030. This means that it will take more than half a century before the investments are actually used, and that more than 1,5 billion euro is considered largely ineffective for more than two decades.

## 2. Portugal-Spain connection (Extremadura)

A high-speed rail connection was planned to connect Lisbon and Madrid. However, it was considered too expensive in times of high government debt. Despite 43 million euro of EU co-funding already having been paid to Portugal for studies and preparatory works, no high-speed cross-border rail connection is available. The conventional rail line stops in Evora. At the time of the audit, the works on the Portuguese side had started, while the works on the high-speed line on the Spanish side stopped about six kilometres from the border, as indicated by the arrow in **Picture 1**.

**Picture 1 - Missing link at the border crossing on the Madrid-Lisbon high-speed line**



Source: © Ferropedia, Inserco ingenieros.

34. Even though the policy framework was particularly geared towards completing the core network by 2030<sup>25</sup>, many policy weaknesses remain to be tackled. For example, when assessing the cross-border works for the Brenner Base Tunnel (BBT), we noted the following.

- (i) Procurement is a major issue for cross-border TEN-T projects: there are no guidelines on how to reduce inherent procedural risks; there is no single legal framework for cross-border projects; tendering documents, contracts and accounting systems differ, also in their language, for works on Austrian and Italian territory; the procedures for settling disputes are not the same.
- (ii) There are no simplified procedures to facilitate and accelerate implementation (e.g. “one-stop shops”, as already suggested by the Court in Special Report No 23/2016<sup>26</sup>); there is no single body streamlining the formalities on both sides of

<sup>25</sup> Article 38(3) of Regulation (EU) No 1315/2013.

<sup>26</sup> Special Report No 23/2016 “Maritime transport in the EU: in troubled waters – much ineffective and unsustainable investment”. See in particular recommendation 2(a).

the border (e.g. different environmental legislation may apply to rail construction; and the legal response to stakeholders' claims may vary).

35. As most of these constructions are backed up by international agreements between the Member States concerned and the EU, and since the high-speed lines are on international corridors, the progress of works is supervised by EU co-ordinators at corridor level and examined in "corridor forums". These coordinators have a privileged view of what is, or is not, working along a corridor (and they report regularly on the changes needed<sup>27</sup>), but they also have no legal power.

36. In addition to lacking coordination of cross-border implementation, a number of other aspects are lacking: (i) there are no "single-corridor entities" to monitor results and impacts on a long term basis for future high-speed rail investments; (ii) there is no time-barring to limit the quantity and duration of legal or administrative action, and no single entity for hearing appeals; and (iii) the assessment of progress of works on a corridor is based on common key performance indicators which are still output-based<sup>28</sup>. As the Court already argued in its special report on maritime transport<sup>29</sup>, the project monitoring of the INEA focuses on construction per se (outputs) and covers neither results nor the use of the lines. Results and impacts are therefore not assessed, and no single body has a view of whether the EU co-funded projects on the core network corridors have achieved any result-based objectives.

---

<sup>27</sup> E.g. in regular "common progress reports".

<sup>28</sup> KPIs for rail infrastructure projects: degree of electrification of the network; track gauge 1 435 mm; ERTMS implementation (and, for rail freight projects, line speed ( $\geq 100$  km/h), axle load ( $\geq 22.5$  t) and train length (740 m)).

<sup>29</sup> Special Report No 23/2016 "Maritime transport in the EU: in troubled waters – much ineffective and unsustainable investment". See in particular paragraph 80 and 81.



### ***Decision-making lacks reliable cost-benefit analyses***

#### **“Very high-speed” is not needed everywhere**

37. High-speed rail infrastructure is expensive: on average, the lines we audited cost 25 million euro per km (not taking into account the more expensive tunnelling projects), with the overall costs for the BBT as high as 145 million euro per km. Costs are rising over time: the most recent constructions (Milan-Venice and Stuttgart-Munich) are indicating values above 40 million euro per km because of scarcity of land, the crossing of urban nodes, viaducts and extensive tunnelling. However, costs could be lower with little impact on rail operations.

38. High-speeds are clearly an important characteristic of high-speed rail<sup>30</sup>: they are the factor which allows high-speed rail to compete with air travel and balances the ease of using a private vehicle for the last few miles of a journey. The performance of the high-speed rail system is, however, not only determined by the maximum theoretical speed which can be achieved on a line, but also by the real speed which travellers experience. We therefore analysed the “speed yield” on the audited high-speed lines, focusing on total travel times and average speeds.

39. Investment in high-speed lines is only justified if high-speed yields can be achieved: the larger the population base (future demand) and the greater the travel time elasticity<sup>31</sup> and speed yield, the greater the benefits of developing a high-speed line.

40. This analysis of the speed yields on the lines we audited (**Annex V**) indicated that, on average along the course of a line, trains run at only around 45 % of the line’s design speed. Only two lines operate at average speeds of more than 200 km/h, and no lines operate at an average speed above 250 km/h. The lowest speed yield on a completed high-speed line is on

---

<sup>30</sup> A contrasting approach is taken in Switzerland: priority is given to service punctuality and regularity, clarity of customer information and passenger services and not to speed.

<sup>31</sup> This relates to the willingness of potential passengers to alter their behaviour in response to changes in travel time: high travel time elasticity indicates that passengers are relatively willing to switch to rail when travel times are improved.

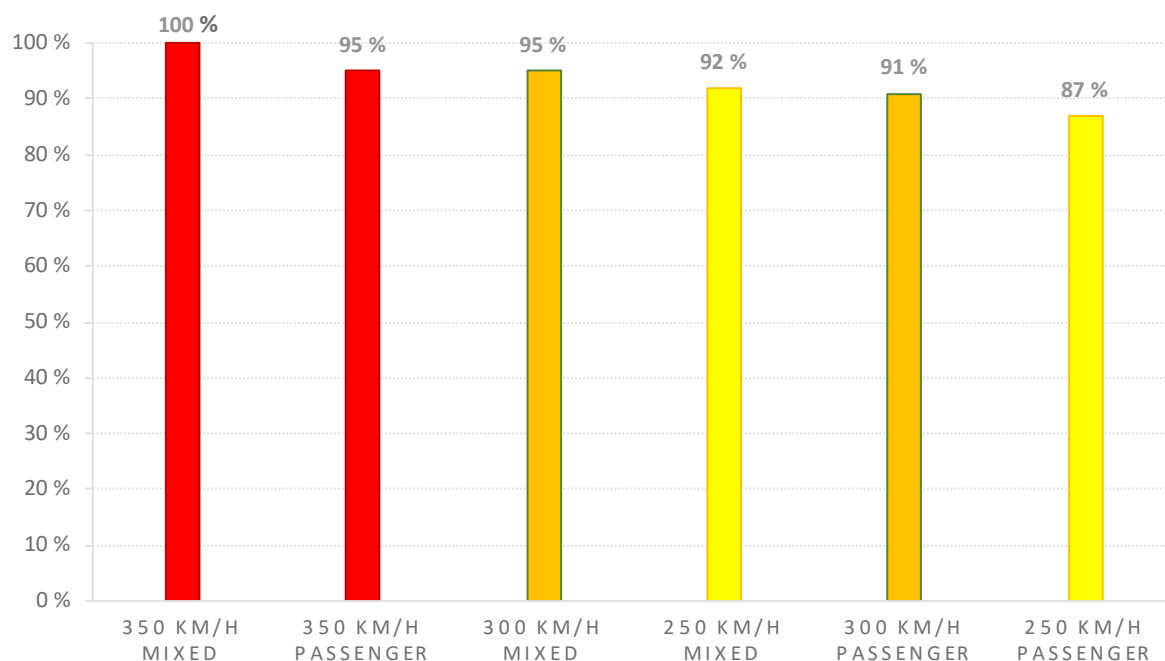
the Madrid-León high-speed line (39 % of design speed). The cross-border Figueres-Perpignan section also only operates at 36 % of its design speed, because it accommodates mixed traffic. Average speed so far below the design speed indicates that an upgraded conventional line would have been enough to achieve the objectives set, at a much lower cost and raises questions as to sound financial management.

41. A case-by-case approach is therefore needed to decide whether a full very high-speed line is needed. This decision is important, as construction costs are higher when design speeds are higher. Lines with maximum speeds of up to 160 km/h are at least 5 % cheaper to build than lines with speeds above that limit. This is because the tracks on higher-speed lines need to be further apart. Up to 160 km/h, the standard spacing is four metres; above that speed, the required line spacing is at least 4.5 metres. This means that tunnels need to be wider, which is more expensive.

42. Also, the cost of a “mixed” high-speed line (combined passenger and freight traffic) is higher than for a passenger-only high-speed line, as gradients and curve radiuses make corridor alignments less flexible, and usually these need more land. Maintenance costs for mixed lines will also be higher, as more intensive use is made of the infrastructure.

43. Mixed traffic lines are more expensive than passenger-only high-speed lines. A study indicated this difference to be up to 5 %, and up to 13 % if the passenger-only line is limited to a speed of 250 km/h (**Figure 5**).

**Figure 5 - Differences in construction costs of high-speed lines**



*Source:* 2009 RAVE Study of 5.8.2009 of the University of Lisbon; comparison with a mixed 350 km/h high-speed line (100 baseline).

44. Choosing the most appropriate option can save millions of euros. For example, on the Munich-Verona stretch, a high-speed line is being built on the audited section of the Brenner Base Tunnel. This is not justified by the speed data: there are currently 13 stops on the conventional rail line between Munich and Verona with 41 minutes of stopping time at stations (12.6 % of total travel time). At present, the journey from Munich to Verona for passengers takes 5 hours and 24 minutes. Even if the travel time should come down to around 3.5 hours once the Brenner high-speed line is completed, the average speed on this line will still be just 115 km/h, still too low to provide a convincing argument for building a fully-fledged high-speed line.

#### **Cost-efficiency checks are rare**

45. High-speed rail infrastructure is more costly than conventional rail, both to build and to maintain. In given circumstances, however, very high-speed services, operating at 300 km/h or more, may provide limited additional travel time savings, compared to trains running on upgraded conventional lines. Therefore, the option of upgrading existing conventional lines

to increase speeds, rather than building a very high-speed line, should also be considered, as it could result in significant cost savings.

46. A good practice exists in Italy and Germany: projects for which a preparatory phase has already been launched or legal obligations have arisen are re-assessed before each new programming phase to verify that their features still address current needs. This project review process highlights how design choices lead to substantial savings with limited impact on performance. For example, the project review carried out for the Venice-Trieste section concluded that configuring the line differently could save 5.7 billion euro but add just 10 minutes to the trip, i.e. a saving of 570 million euro for each additional minute of travel time (**Table 3**).

**Table 3 - Cost comparison of high-speed versus conventional rail: Venice – Trieste**

Design configuration	Design speed (km/h)	Cost (billion euro)	Travel time (min)	Savings (million euro/min)
300 km/h new high-speed line	300	7.5	55	570
Upgraded conventional line	200	1.8	65	

Source: ECA.

47. This practice applied in Italy and Germany is not used in the other Member States we visited: only the proposed construction of a high-speed line is assessed, and no consideration is made of whether any section, or even the entire line, actually needs to be capable of supporting very high-speed services, or whether an upgrade of the conventional line would also satisfy the specific project objectives.

48. We also analysed cost-efficiency by assessing the relationship between the investment costs and the real time saved on the audited high-speed lines (**Table 4**). Our analysis shows that the cost per minute saved is on average 90 million euro per minute of travel time saved, with values ranging from 34.5 million euro (on the Eje Atlántico high-speed line) to 369 million euro (on the Stuttgart-Munich high-speed line).

**Table 4 - Cost of the audited high-speed line per km and per minute saved**

Audited line	Length (km)	Total cost (million euro)	Travel time saved (minutes)	Cost per minute saved (million euro)
Berlin-Munich	671	14 682	140	104.87
Stuttgart-Munich	267	13 273	36	368.69
Rhin-Rhône	138	2 588	75	34.51
LGV Est Européenne	406	6 712	130	51.63
Madrid- Barcelona - French Border	797	12 109	305	39.70
Eje Atlántico	165	2 596	75	34.61
Madrid-Galicia	549	7 684*	110	69.85
Madrid-León	345	5 415	95	57.00
Milan-Venice	273	11 856	49	241.96
Turin-Salerno	1 007	32 169	192	167.55
<b>Total/average</b>	<b>4 618**</b>	<b>109 084</b>	<b>1 207</b>	<b>90.38</b>

\* The analysis of cost estimate for the entire line, and travel time include the overlapping 133 km of Madrid-León HSL (excluding the Guadarrama tunnel).

\*\* The Munich-Verona stretch, with its length of 445 km, brings the total km of lines audited to 5 063 km.

Source: ECA.

### **Cost-benefit analyses are not used as a tool for decision-making in the Member States**

49. As high-speed lines are expensive investments, it is crucial to correctly analyse all major costs and benefits upfront before deciding whether or not to build. When used correctly, cost-benefit analyses (CBAs) make it possible to assess a project's social return on investment and its social desirability and usefulness before any decision is taken. Net contributions to social welfare (e.g. through benefit-to-cost ratios exceeding 1, i.e. where benefits exceed costs) under a broad variety of demand (e.g. high versus low traffic growth) and supply scenarios (e.g. high-speed line construction versus upgrade of conventional lines) are needed to support a positive decision.

50. The Court asked an external expert to make a comparative analysis of the various CBAs linked to the audited high-speed lines. The expert concluded that CBAs are generally used

merely as a compulsory administrative step, rather than as a tool for better decision-making and stakeholder inclusion. We found the following examples noteworthy.

- (i) A CBA with a negative economic net present value was accepted for EU co-funding of project No 2007-FR-24070-P (concerning the East Section of the Rhin – Rhône high-speed line) in France. For another French high-speed rail project (project No 2010-FR-92204-P, concerning the upgrade of the existing line between Mulhouse and the border to allow operations of high-speed trains and intercity express) no CBA had been performed, but the project did receive EU funding.
- (ii) No CBAs had been carried out when the decision was made to build the Halle/Leipzig–Erfurt–Ebensfeld and Stuttgart-Wendlingen-Ulm sections in Germany. The decision to build them was political, and a CBA was only made at a later stage (ex post) to demonstrate socio-economic profitability.
- (iii) Most studies in Spain, irrespective of the region and project characteristics, showed very similar results and a relatively low benefit-to-cost ratio (of around one). In reality, some projects have only a limited chance of viability from a social cost-benefit perspective (for example, the “Venta de Baños – León” high-speed rail section was non-viable from a socio-economic perspective across various sensitivity scenarios), but they are being built nevertheless.
- (iv) Since 2007, no update has been made to the Brenner axis CBA. In the 2007 analysis, the cost-benefit factor was 1.9. In the meantime, the planning and construction of the Brenner Base Tunnel project has already been delayed by around eleven years: its completion was initially expected by 2016, but now it is not expected until 2027. Most recent data reveals that the projected cost for the tunnel will be around 9.3 billion euro (taking into account the inflation rate). Between the preliminary estimates of 2002 and the estimate of 2013, costs increased by 46 % (from 5.9 billion euro to 8.6 billion euro), and freight traffic is now projected to decrease. These factors reduce the benefit-to-cost ratio very strongly, and makes the 2007 CBA data on passenger numbers and freight traffic

unrealistic. This was not questioned by the INEA, which is managing this on behalf of the Commission.

51. For the 2015 CEF calls for proposals, the INEA introduced a specific assessment of costs and benefits before agreeing to provide CEF support. We consider that this will help to improve the quality of decision-making upfront. However, the INEA (as well as the Managing Authorities in case of cohesion policy expenditure under shared management) is currently not assessing the cost per minute saved, or the cost of upgrading the existing conventional rail line as alternative to the proposed new high-speed line before agreeing to spend EU co-funding.

**Cost overruns, construction delays and delayed entry into service: a norm instead of an exception**

52. The EU budget does not suffer from cost overruns for high-speed rail investments, as the co-funded amount is capped at the initially agreed amount. Although cost overruns are borne by national budgets, we assessed the extent of cost overruns and delays, both at project and at line level. Based on the data available to us, we estimate that aggregate cost overrun at 5.7 billion euro at project level, and 25.1 billion euro at line level (44 % and 78 %, respectively).

53. Three projects out of 30 assessed had significant cost overruns of more than 20 % of the initial estimates and all audited high-speed lines had cost overruns of more than 25 % (**Table 5**). The German lines had the highest cost overruns: the cost overrun of the Stuttgart-Munich line reached 622.1 %.

**Table 5 - Overview of costs per km and comparison with estimates**

Audited line	Total length (km)	Total cost (million euro)**	Initial estimated cost (million euro)	Actual cost overrun (%)	Initial construction cost per km (million euro)	Final completion cost per km (million euro)
Berlin-Munich	671	14 682	8 337	76.1 %	12.4	21.9
Stuttgart-Munich	267	13 273	1 838	622.1 %	6.9	49.7
Rhin-Rhône	138	2 588	2 053	26.1 %	14.9	18.8
LGV Est Européenne	406	6 712	5 238	28.1 %	12.9	16.5
Madrid-Barcelona-French Border	797	12 109	8 740	38.5 %	11.0	15.2
Eje Atlántico	165	2 596	2 055	26.3 %	12.5	15.7
Madrid-León	345	5 415	4 062	33.3 %	11.8	15.7
Madrid-Galicia*	416***	5 714***	n/a	n/a	n/a	13.7***
Turin-Salerno*	1 007	32 169	n/a	n/a	n/a	31.9
Milan-Venice*	273	11 856	n/a	n/a	n/a	43.4

\*No cost estimates available at line level, so impossible to estimate potential overruns.

\*\*As of the time of the audit and also for non-completed lines: Stuttgart-Munich, Madrid-Galicia and Milan-Venice.

\*\*\*Calculated on a stretch Medina del Campo-Galicia and therefore excluding the 133 km of overlap with Madrid-León HSL.

Source: ECA. All figures are expressed in nominal terms.

54. Delays at project level were also significant: eight of the 30 projects we audited had been delayed by at least one year, and half of the lines (five lines out of the ten audited) had experienced delays of more than one decade. The Milan-Venice line is forecast to have the longest delay compared to initial estimates (18 years).

55. The highest project cost overrun was 83 %, for the “Stuttgart 21” station (**Picture 2**), which received 726.6 million euro in grants from the EU.



**Picture 2 - Construction works on the Stuttgart 21 station**



Source: ECA.

56. For this project, because of unrealistic initial cost estimates for tunnelling in a densely populated city centre, and insufficient assessments of geological, environmental and local community cultural heritage aspects, construction costs have soared. The total construction costs of 4.5 billion euro estimated in 2003 has been increased to 6.5 billion euro in 2013 and to 8.2 billion euro (latest estimate available in January 2018). This means that there is a difference of 3.7 billion euro from the original agreement. So far, all funding partners have refused to cover more than the costs set in the original funding agreement.

57. There will also be a significant delay in completing the works for this station, as it was originally planned that the construction works would be completed by 2008. The start was already delayed from 2001 to 2009, and current estimations are that the works will be completed by 2025.

58. Finally, for 18 projects<sup>32</sup>, we also assessed how long it took for the lines to actually enter into service once the EU co-funded works had been completed. For six projects, entry into operations happened not later than one month after the end of construction works. For two projects, entry into service had been delayed by around one year; for six projects, the delay was two years; for another, the delay was four years; while two projects in Germany will be delayed by eight years (these projects were finished by the end of 2015, and it is currently estimated that the line will not be in operation before the end of 2023). In one other case (the Figueres – Perpignan cross-border line between Spain and France), even though the whole line was finished, it could not be used until 22 months later since it was not connected to the rest of the network on both ends.

***A citizen's view: a real-life assessment of travel times, prices and connections, of passenger-services and of stations and their catchment area***

**Travel times and ticket prices, are important factors for success**

59. We examined the competitiveness of high-speed rail by asking a travel agent to research the cheapest return ticket prices, travel times and number of connections on given days for both business and tourist profiles on the audited lines. A summary of our methodology and the relevant data are in **Annex VI**. This allowed us to calculate average prices per kilometre and minute of travel.

60. Ticket prices may vary widely (e.g. according to the time of day, and the availability of special offers). However, this work was done on a sufficient scale (data on more than 5 000 return trips was collected) to allow us to realistically assess the options for travelling between the origin and destination pairs on the audited lines. The following messages came out of this analysis.

- (i) On speed: High-speed rail is often much faster (on average 30 % to 50 % of travel time) than conventional rail. Air travel (from take-off to landing) is faster than high-

---

<sup>32</sup> Eleven of the thirty audited projects are either still ongoing, or were not implemented properly, leading to significant decommitments of EU funding. For one completed project, the entry into service date was not set at the time of the audit.

speed rail. However, when assessing real total travel time from city centre to city centre, including the travel to the airport and boarding procedures, high-speed rail is often competitive.

- (ii) On ticket prices: High-speed rail is often much cheaper than air travel. Last-minute bookings for both transport modes are more expensive than tickets booked in advance. In Germany, ticket prices on the Stuttgart-Munich high-speed line are lower than conventional rail ticket prices.
- (iii) The number of high-speed rail services offered varies considerably during the year. The availability of connections is important: some high-speed lines have a large number of connections (e.g. 50-60 per day in Germany), while two of the four audited lines in Spain (Madrid-Santiago and Madrid-León) and the two audited French lines had very few connections.
- (iv) Some of the audited routes are not practicable by conventional rail; for example, travelling from Rome to Turin by conventional rail takes over 20 hours. High-speed rail takes half as long, and air travel one-tenth as long. The situation is similar on the Madrid-Santiago line.
- (v) The most successful connections in terms of business users (e.g. Madrid-Barcelona; Turin-Rome; Paris-Strasbourg) are also the most expensive. Overall, high-speed rail in France costs most per kilometre travelled (for business and leisure).

61. To assess how competitive high-speed rail really is, total travel time from city centre to city centre and the prices of the available options were analysed. We further refined our data analysis for four lines, and calculated the relevant figures, comparing high-speed rail, conventional rail, air and road, thus including the cost of private cars and long-distance coaches<sup>33</sup> (**Table 6**).

---

<sup>33</sup> Since the recent liberalisation of the market, coach services have seen impressive growth rates in many MS. For example, in Germany, passenger numbers increased from three million in 2012 to 25 million in 2015 (Source: "*Les autocars et le marché voyageurs longue distance: vers un jeu perdant-perdant?*", Prof. Yves Crozet, University of Lyon, 2015).

**Table 6 - Door-to-door travel analysis on selected high-speed lines**

	MADRID, Puerta del Sol - BARCELONA, Plaça de Catalunya		ROME, Piazza del Campidoglio - MILAN, Piazza del Duomo		BERLIN, Potsdamer Platz - MUNICH, Marienplatz		PARIS, Place de la Concorde - STRASBOURG, Place du Château	
Distance	607-698 km		572-661 km		587-654 km		466-548 km	
Mode of transport	Time	Price (euro)	Time	Price (euro)	Time	Price (euro)	Time	Price (euro)
Car	10:40-18:20	138-190	10:40-18:40	180	10:00-16:40	95-142	8:40-12:20	44-79
Air	6:30-8:00	227-253	6:30-7:00	140	6:30-8:00	146	N/A	N/A
Coach	16:20-18:00	36-49	15:00-21:00	40	17:00-23:00	45-79	13:00-22:40	33-55
Conventional rail	11:30-12:00	124-128	9:00-23:00	61-103	N/A	N/A	N/A	N/A
High-speed rail	6:00-8:20	159-181	6:50-9:00	23-205	8:30-10:30	66	5:10-5:30	158-165

Source: ECA.

62. The “city centre to city centre” analysis told us the following:

- (i) Between Madrid and Barcelona, the high-speed rail connection is the fastest travel option: even air travel takes longer from door to door, and is more expensive. This explains why high-speed rail has increased its market share considerably on this line in recent years. In fact, since its opening in 2008, the modal split between air and rail has changed from 85:15 to 38:62 in 2016. Such analysis can be used to assess the success of high-speed rail operations and measure the degree of sustainability of the investments made.
- (ii) Between Rome and Milan, air and high-speed rail also lead the field in terms of travelling time. The number of trains increased and ticket prices reduced over time. High-speed rail is therefore taking a larger market share over time, also at the expense of long-distance conventional rail.
- (iii) It is possible to travel by conventional rail from Berlin to Munich, but it involves many changes. Air travel is fastest, but expensive. High-speed rail is the second-fastest option, and it is cheaper. While coach travel is cheapest, the journey time is dissuasive.

- (iv) From Paris to Strasbourg, there are no air or direct conventional rail connections. High-speed rail has the fastest total travel time, but ticket prices are much higher than travelling by car or coach.

63. Our overall conclusion is that total travel time and price level are both important factors for success. Combined with an effectively regular service (frequent trains which depart and arrive on time), these factors could contribute to strengthen future high-speed rail operations.

#### **Further improvements needed to rail ticketing, and in monitoring passenger-services data**

64. Published research on high-speed rail<sup>34</sup> suggests that ticketing flexibility and punctuality enhance intermodal competitiveness and promote sustainable success. These could be developed further.

65. Rail ticketing compares poorly with that of the airline industry. For example, single e-ticketing solutions, such as those allowing booking trips involving more than one operator or crossing borders, are much easier for air travel than for rail. There is also almost no search engine available for combined air/high-speed rail travel.

66. The Commission has started to collect service-related data and indicators on the developments in the use of rail networks, and on the evolution of framework conditions through its Rail Market Monitoring Scheme (RMMS) platform. However, this data has been inconsistent up to now, as common standards were not comprehensively applied until the end of 2017. Moreover, only a limited set of data is currently collected in respect of high-speed rail as opposed to conventional rail; it covers the areas of infrastructure charging, capacity allocation, infrastructure investment and public-service obligations covering high-speed rail.

67. Until 2017, there were no agreed common definitions of punctuality. Punctuality data therefore varies greatly within the EU. Rail operators are obliged to post the reports on

---

<sup>34</sup> Source: Florence School of Regulation, “Low-cost air and high-speed rail: an untapped potential for complementarity?”, March 2014.

punctuality and customer satisfaction on the ERADIS database as required by Article 28(2) of Regulation (EC) No 1371/2007 but, as there is no common methodology or standardised framework for these reports, they are hard to use and do not provide travellers with a clear overview of the situation. The Commission has commissioned Eurobarometer surveys to monitor passenger satisfaction with rail services. The last survey was published in 2013, and a follow-up report is expected by the end of June 2018. Significant progress is still needed in monitoring these issues at the EU level.

### **The number and location of stations are both important**

68. Having the right number of stations is vital to a line's success and to its operational sustainability<sup>35</sup>. If a line has very few or no intermediate stops, the overall speed between origin and destination is high, and competitiveness with other modes of transport is optimal; however, this is detrimental to sustainability, as fewer potential passengers living along the line can use it. In contrast, if there are more stops on a line, its average speed is lower, and competitiveness with other modes of transport is at stake, but more passengers can board, increasing ticket income.

69. We analysed the number of stops on the audited lines and the resulting impact on travel times and the competitiveness of services on the line, as well as their accessibility, connectivity and regeneration effects. The full information and all key data on this station analysis is in **Annex VII**.

70. Data from official timetables shows that each intermediate stop extends total travel time by an average of four to 12 minutes<sup>36</sup>, and reduces average speed by three to

---

<sup>35</sup> See also: French Court of Audit, Special Report 2014: *"LA GRANDE VITESSE FERROVIAIRE : UN MODÈLE PORTÉ AU-DELÀ DE SA PERTINENCE"*, and Annual public report 2013 on the LGV Est-Européenne *"La participation des collectivités territoriales au financement de la LGV-EST : des contreparties coûteuses, une gare de trop"*.

<sup>36</sup> E.g. the direct Madrid – Barcelona train takes 150 min., whereas trains also stopping in Guadalajara or Calatayud, Zaragoza, Lleida and Camp de Tarragona take 190 min.

16 km/h<sup>37</sup>. The number of stations ranges from four (LGV Rhin-Rhône) to 15 (on the Berlin-Munich line) and the distances between them vary greatly (the longest distance between two stations on the same high-speed line is 253 km; the shortest is 26 km). Different types of services run on the audited lines<sup>38</sup> (for example, on the Madrid-Barcelona line, some trains run a “non-stop” service over 621 km, whereas other trains on the line also serve intermediate stations, with varying frequency). The largest time difference between the most direct and least direct train services is 72 minutes (on the Berlin-Munich line).

71. To assess the potential number of users of a high-speed line, we also examined the catchment areas of each of the ten high-speed lines and four cross-border lines in the audit<sup>39</sup>. Some stations do not have sufficient numbers of passengers in their immediate catchment areas, and are located too close to each other. This reduces the overall effectiveness of high-speed services, because they must stop too often without reaching many new passengers, or it makes daily train management overly complicated to ensure acceptable ridership figures.

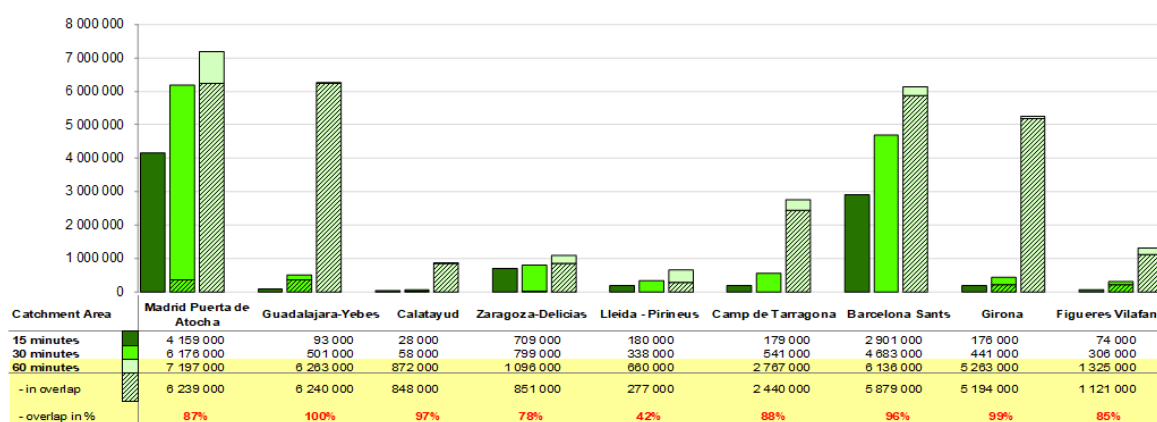
72. **Annex VIII** contains overall results and key data on the stations of all the audited high-speed lines. For example, as shown in **Figure 6**, although the Madrid-Barcelona-French border line has a very large catchment area (which explains its success), the catchment area of some stations on the line (e.g. Guadalajara-Yebes or Calatayud) is extremely small. Given the very limited number of people living within the 15-minute catchment area, there is reason to doubt the cost-efficiency and effectiveness of keeping these stations as stops on the high-speed line (the 100 % 60-minute catchment area overlap for Guadalajara station is because of its proximity to Madrid).

---

<sup>37</sup> E.g. the direct Madrid – Barcelona train averages 268 km/h, whereas trains also stopping in Guadalajara or Calatayud, Zaragoza, Lleida and Camp de Tarragona only average 211 km/h.

<sup>38</sup> Except the Milan-Venice and Eje Atlantico HSLs where all HSR passenger services follow the same stopping pattern.

<sup>39</sup> See also Special Report No 21/2014, paragraph 53 et seq., where we used a similar technique.

**Figure 6 - Station analysis of the Madrid-Barcelona-French border high-speed line**

Source: ECA and Eurostat.

73. While the Commission's plan is to connect all core network airports to the rail network by 2050, preferably by high-speed rail, only a few high-speed rail stations currently have a direct high-speed connection to an airport. High-speed rail and air can be complementary (by delivering passengers to an airport, high-speed rail can enlarge the airport's catchment area, and air passengers may decide to use a given airport because of a seamless and fast rail connection after landing). However, we found that it is complicated for passengers to combine high-speed rail and air travel. For example, even though the Madrid – Barcelona high-speed line passes close to Spain's two busiest airports (Madrid-Barajas and Barcelona-El Prat, which were used by 50.4 million and 44.2 million passengers respectively in 2016<sup>40</sup>), there are no plans to connect them by high-speed services to the high-speed rail network<sup>41</sup>.

<sup>40</sup> Tráfico de pasajeros, operaciones y carga en los aeropuertos Españoles, Aena 2016.

<sup>41</sup> A feasibility study for a high-speed rail connection to Madrid-Barajas and an informative study concerning adapting the airport station to HS services are currently underway, using CEF co-financing, as part of project 2015-ES-TM-0173-S.



74. To be successful and competitive, high-speed rail stations should be well located.

- (i) They should be easily accessible to travellers by many modes of transport, including walking and cycling, and offer suitable public transport facilities and parking spaces at affordable prices.
- (ii) They should offer multiple well-functioning high-speed rail connections, as well as a sufficient number of trains throughout the day.
- (iii) They should contribute to economic activity in the surrounding area (the “regeneration” or “re-urbanisation” effect).

75. We analysed the accessibility, connectivity and regeneration effects of 18 high-speed rail stations (two per audited line). The full information, including the quantitative criteria used, is in **Annex IX**. Our analysis indicates that access to 14 stations could be improved. For example, the Meuse TGV station (**Picture 3**) on the LGV Est-Européenne is poorly accessible: as the arrow shows, the station is in an isolated location in the countryside. A few local bus lines, and a small car park for private cars, provide the only means of reaching the station.

**Picture 3** - The Meuse TGV station



Source: ECA.

76. We also found that seven stations were not appropriately sized: four were too big, and three were too small for the number of passengers. Four stations did not provide general services to the public. Five stations were not well connected, while another seven could benefit from improved connections.

77. By analysing changes over time (for example, in the job market, the property market, and the number of businesses attracted and jobs created), we saw no clear regeneration effects from 15 of the 18 stations on the audited high-speed lines. The opening of the Belfort-Montbéliard station on the Rhin-Rhône line had encouraged shops and a hotel to open nearby, and allowed a regional hospital to be relocated. In two other cases, upgrade works in the stations – linked to the arrival of high-speed services – created easier connections between neighbourhoods which were previously separated by rail tracks. This indicates that high-speed lines may accompany and support economic improvements already started and anticipated by the region, but it will not, on its own, cause a local economic boom<sup>42</sup>.

### ***High-speed rail sustainability: effectiveness of the EU co-funding at risk***

78. If a high-speed line is to be successful and the investment sustainable, it should be able to carry a high number of passengers. We assessed this element in two ways: by benchmarking the passenger numbers carried over time, and by analysing the number of people living in the catchment area along the line.

### **Passenger data analysis: three of the seven completed high-speed rail lines carry fewer passengers than the benchmark of nine million per year**

79. Judging by a benchmark arising from academic and institutional sources, a high-speed line should ideally have nine million passengers, or at least six million in the opening year to

---

<sup>42</sup> The research study « Retour sur les effets économiques du TGV. Les effets structurants sont un mythe » came to similar conclusions. Source: Prof. Y. Crozet: <https://halshs.archives-ouvertes.fr/halshs-01094554/document>

be successful<sup>43</sup>. In 2016, only three lines actually carried more than nine million passengers per year (Madrid-Barcelona, Turin-Salerno and LGV Est-Européenne). On three of the seven completed high-speed lines we audited (Eje Atlántico, Rhin-Rhône and Madrid-León), the number of passengers carried was far lower<sup>44</sup>. The infrastructure cost of these lines was 10.6 billion euro, to which the EU provided around 2.7 billion euro. This means that there is a high risk of ineffective spending of EU co-funding on these lines.

**Catchment-area analysis of the number of people living along the lines: nine of 14 audited high-speed lines and stretches do not have sufficient high number of potential passengers**

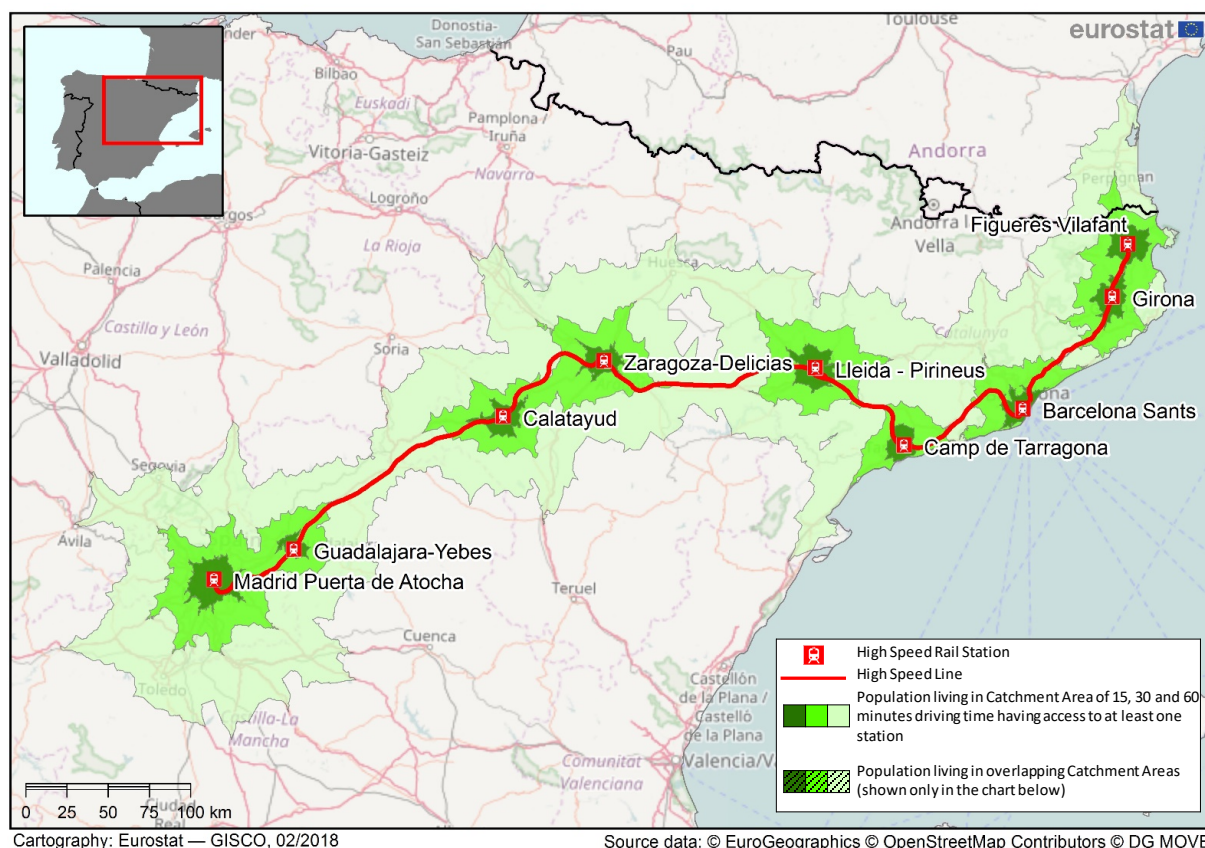
80. We also performed a catchment area analysis to assess the potential sustainability of operations at line level (see **Figure 7**). **Annex VIII** also contains overall results and key data for all of the audited high-speed lines.

---

<sup>43</sup> The figure of 9 million passengers appears in:  
 (i) “In what circumstances is investment in HSR worthwhile?”, De Rus, Gines, and Nash, C.A., Munich Personal RePEc Archive (MPRA), December 2007 as well as in  
 (ii) the European Commission’s “Guide to Cost Benefit Analysis of Investment Projects”, 2008, p. 84 (this Commission’s CBA benchmark disappeared from its newest 2014 edition).

<sup>44</sup> The high-speed line Berlin-Munich, as it was open only in December 2017, was not considered in the analysis.

**Figure 7 - Catchment area analysis of the Madrid-Barcelona-French border high-speed line**



Source: ECA and Eurostat.

81. Nine of the 14 audited high-speed lines and cross-border connections did not have a sufficiently high number of passengers in their fifteen- and thirty-minute catchment areas along the line to make high-speed rail successful. These were the Madrid-León, Eje Atlántico, Madrid-Galicia, Milano-Venezia, Rhin-Rhône, Stuttgart-Munich, Munich-Verona, Figueres-Perpignan and Basque Y lines. It is useful to note that the three lines which did not meet the passenger benchmark (see above) are also included in this criteria.

82. We also analysed success of high-speed rail in a global context, to understand the reasons for success (**Box 2**).

**Box 2 - The operations of the Shinkansen**

The Shinkansen train ([Picture 4](#)) and high-speed rail operations in Japan, allow us to make a wider comparison of high-speed rail operations on a global scale.

The 550 km high-speed line from Tokyo to Osaka is very successful, carrying 163 million passengers per year. There are many reasons for this success: the line connects megacities with populations of several million; trains run on dedicated tracks at a very high frequency (up to 433 trains per day); service reliability and punctuality are outstanding (in 2016, the average delay was less than 24 seconds throughout the year); and there are state-of-the-art safety and security measures in the stations and along the line, as well as sufficient support to travellers in stations.

**Picture 4 - A Shinkansen train in Tokyo Central Station**



Source: ECA.

**The competitiveness of high-speed rail compared to other modes of transport: there is no “polluter-pays” principle yet**

83. High-speed rail has only a limited competitive edge. Whereas the Japanese Shinkansen remains competitive even over travel distances of more than 900 km, high-speed rail in Europe is generally competitive over travel distances of between 200 and 500 km, with journeys lasting up to four hours. The car is the dominant transport mode on journeys of less than 200 km because of its flexibility in the final mile, while air transport is most competitive for longer journeys.

84. A carbon-based taxation system is a tool to consider the impact on the environment of the different transport modes. Currently, there is no operational arrangement within any EU Member State comparable to Switzerland’s dedicated Railway Infrastructure Fund, which is part-financed from taxes imposed on lorries transiting the country. Switzerland’s approach reduces the financial burden on taxpayers for building and maintaining the railway network, since it directly channels tax income levied on one transport mode to investment support for another.

85. There is currently no charging system in the EU that looks at both user-pays and polluter-pays principles across the various transport modes, so as to enhance the competitiveness of rail. There have been attempts in the past to change intermodal conditions by internalising external costs from various modes of transport, but these were largely unsuccessful. The topic of taxation as a function of greenhouse-gas emissions nevertheless remains on the agenda of many governments. For example, the introduction of a cross-funding scheme is currently debated (again<sup>45</sup>) in France while, in 2018, Italy will fund the Brenner Base Tunnel construction and its southern access lines with proceeds from a dedicated fund, created in 1997, from highway toll revenues<sup>46</sup>.

---

<sup>45</sup> The principle of an “eco-taxé poids lourds” was already once voted in 2008 as part of the “Grenelle de l’Environnement” in France but, in 2014, it was decided not to implement these provisions in practice.

<sup>46</sup> Article 55 paragraph 13 of Law No 449/1997 of 27 December 1997, published in Supplement to OJ 302 of 30.12.1997, p. 5-113.

***Seamless and competitive cross-border high-speed rail operations: not yet universal***

**With many barriers still existing, there is a long way to go before markets become open and competitive on high-speed lines in the EU**

86. Effective competition on high-speed lines can demonstrably improve services and reduce prices for travellers in the EU. There are currently very few cases where there is effective on-track competition on high-speed lines (there is on-track competition in Italy and, to a limited extent, in Austria<sup>47</sup>). The introduction of competition on the Italian Turin-Salerno high-speed line brought better services for travellers. There are more trains to choose from (the new entrant operates 34 daily connections in each direction in the 2017-2018 timetable), and ticket prices have fallen by at least 24 %<sup>48</sup>. ERA staff we interviewed reported a similar positive effect for Austria: competition between the incumbent rail firm and a new entrant had brought more customers, also for the incumbent rail operator.

87. However, in France and Spain, the market for high-speed rail services was still not open, and there was no on-track competition on high-speed lines. These Member States wish to wait until after 2020 to assess whether the incumbent rail operator is ready for competition on long-distance passenger services. Even after that point, if the lines are deemed to operate as public-service obligations, these Member States will be able to grant a 10-year postponement under certain conditions, meaning that truly open competition may be deferred as far as 2035.

88. Alongside the phased opening of the market set out in the Fourth Railway Package, a number of practices persist within the rail industry which prevent a truly seamless EU high-speed rail network from becoming a reality, and potentially preventing new foreign entrants

---

<sup>47</sup> In Austria, even though the market is basically open, there are no competitive tenders for high-speed loss-making passenger railway services. In Germany, the market is open but the incumbent railway undertaking has no main competitors on high-speed rail lines. Next to this, there is competition on the high-speed line Stockholm-Göteborg, and there are operators on international routes not being in competition with each other. These are not newcomers but usually commercial partnerships between incumbent RUs (e.g. Eurostar, Thalys, Thello).

<sup>48</sup> G. Adinolfi, "La guerra dei prezzi", *La Repubblica*, 15 October 2017.

from competing on high-speed lines. These practices include technical and administrative barriers, and other hindrances to interoperability. What this means in practice for travellers is explained in **Box 3**.

**Box 3 – The impact for travellers when there is no seamless travel of trains crossing borders**

**1. The missing interoperability on the Munich-Verona stretch causes a stop and delays at the Brenner station**

There are over 11 000 national rules in rail, which the ERA is currently categorising with a view to “cleaning them up” at a later stage. There are no common rules for cross-border rail transport. Germany and Austria have a harmonised approach, but Italy continues to apply a different set of rules<sup>49</sup>. All this results in an obligatory layover at the Austrian/Italian border: all trains must stop at the border to make the operational changes required by Italian and Austrian national legislation, which impose varying requirements. Passenger trains must stop for at least 14 minutes (**Picture 5**), while goods trains are delayed for 45 minutes. Such delays are very significant, considering that the multi-billion infrastructure investment on the Munich-Verona high-speed line has an overall time-gain target of 114 minutes.

---

<sup>49</sup> For example, (i) there is a change of drivers at the Austrian/Italian border: while German and Austrian law require only one German-speaking driver, in Italy, the requirement is for two licensed Italian-speaking drivers; (ii) Germany and Austria require reflective boards at the back of goods trains; in Italy, reflective boards are unacceptable, and tail lights are required; (iii) Italy does not accept the technical checks made undertaken by the German railway authority and enforces its own independent technical checks at the border.



**Picture 5 - Passengers waiting at Brenner station to continue their journey**



Source: ECA.

This problem was already highlighted in the Court's Special Report No 8/2010<sup>50</sup>. Eight years later, our recommendations have not led to any changes in practice. The national authorities in the visited Member States told us that cross-border problems caused by varying national rules on employment or working languages could best be solved by the introduction of harmonised rules across the EU. Air transport, for example, uses only one working language (English); this helps to reduce barriers between continents, and could resolve similar issues between Member States.

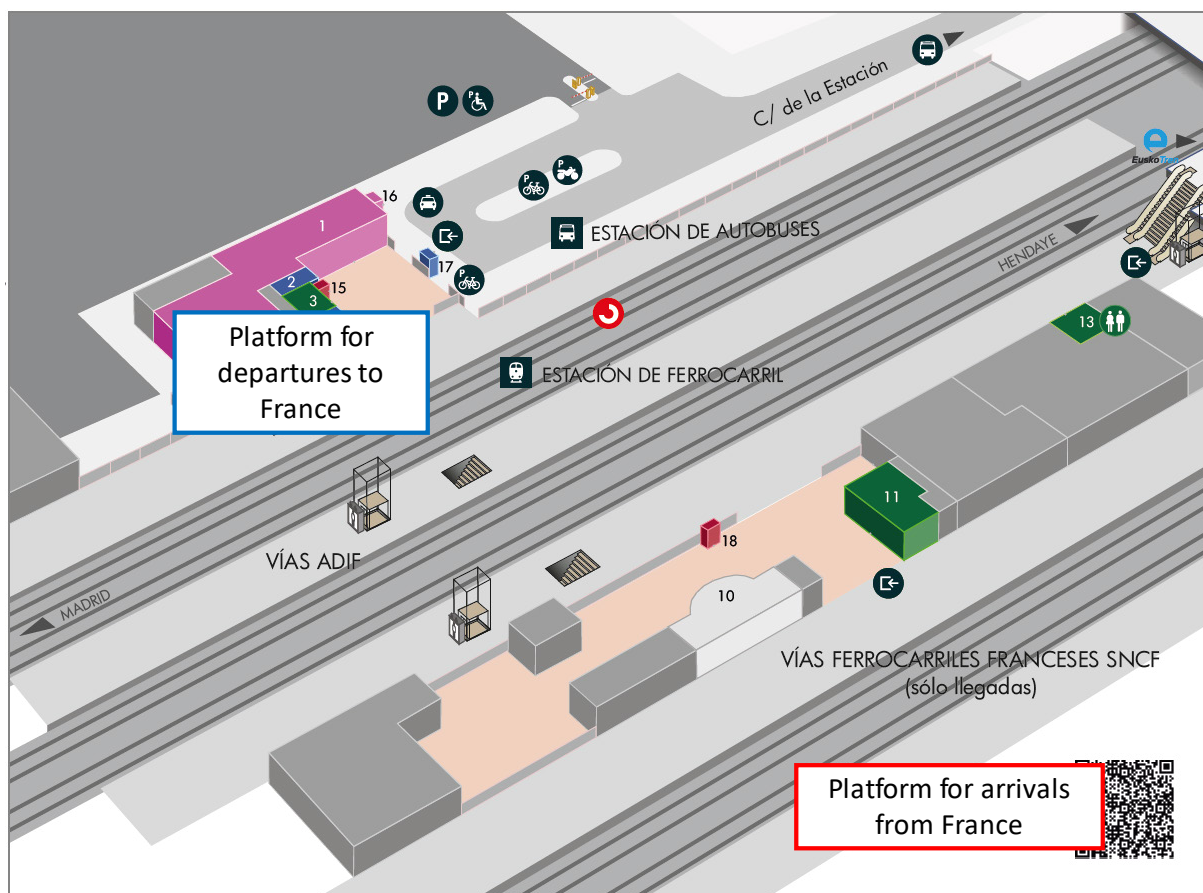
## **2. The missing infrastructure links between France and Spain (Atlantic cross-border route) oblige passengers to change trains and platforms**

Because most of the section between Bordeaux and the Spanish border is not a priority for France, infrastructure at the border remains antiquated, incompatible and poorly suited to a modern high-speed rail network. France is not ready to invest in this infrastructure (therefore does not ask for EU funding), and this will negatively effect on Spain and Portugal's connections to the EU network along the Atlantic corridor. On the Spanish side of the border, works to connect the Basque high-speed rail network to the rest of the Spanish network are ongoing (with 318 million euros of EU co-funding). The result is that all passengers currently must change platforms and trains to cross the border (**Picture 6**).

---

<sup>50</sup> Special Report No 8/2010 "Improving transport performance on trans-European rail axes: Have EU rail infrastructure investments been effective?"

**Picture 6 - All passengers must change trains at the border between France and Spain**



Source: ADIF, with ECA annotations.

### Track access charges: overly complicated, and a potential hindrance to competition

89. Under the EU legal framework for rail operations, an infrastructure manager (a separate entity from the rail operator) must allow any operator to use the rail tracks if they contribute to the costs of maintaining them. These track access charges have different impacts on the sustainability of the network. Depending on the level they are set at, they can help to recover a share of the infrastructure investment costs, and if they are set low enough, they may also encourage on-track competition by allowing new market entrants to participate.

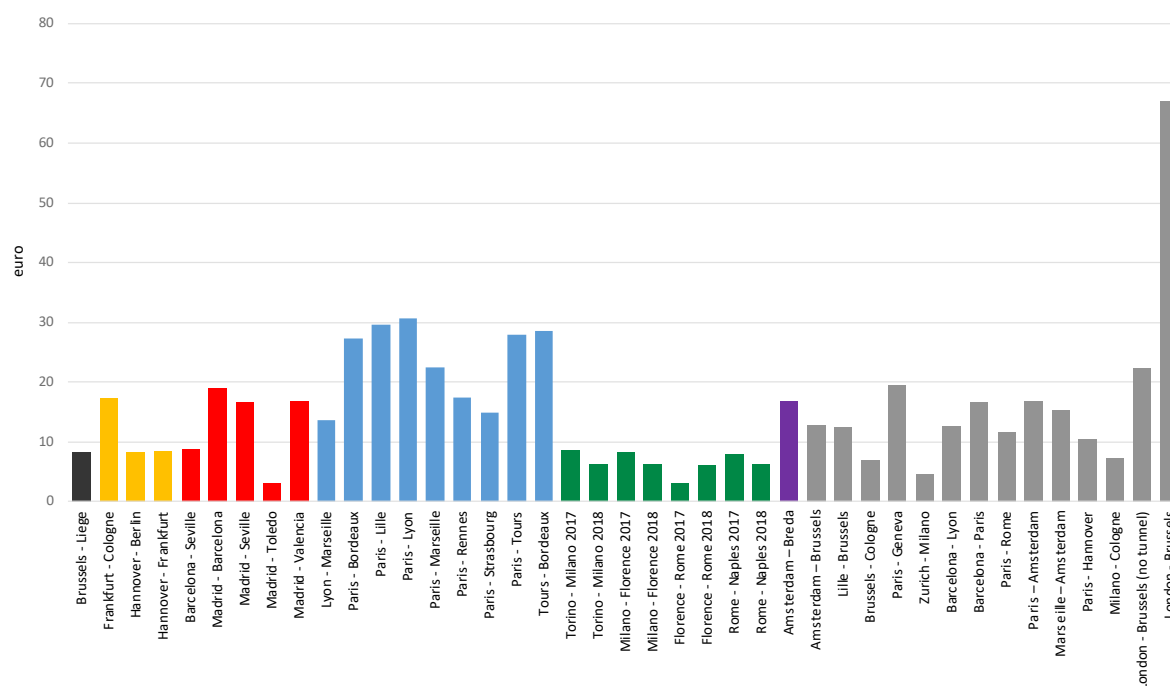
90. Directive (EU) No 2012/34/EU<sup>51</sup> requires track access charges to be set primarily on the basis of the costs directly incurred as a result of operating the train service. But the principles used to determine pricing across Member States differ significantly<sup>52</sup>, mainly because the legislation allows many parameters to be used. In all visited Member States, “mark-ups” had been applied to take into account specific cost categories, such as the time of day of the requested slot or the presence, or absence, of a bottleneck.

91. The International Union of Railways has reported that track access charges are not calculated transparently. They regularly change, and are subject to no less than 56 variables, leading to very different outcomes. This is confirmed by **Figure 8**, which shows the exact level of track access charges on selected EU origin-destination pairs connected by high-speed rail, demonstrating that charging levels are indeed very different. For example, track access charges are very high in France, and much lower in Italy.

---

<sup>51</sup> Directive 2012/34/EU of the European Parliament and of the Council of 21 November 2012 establishing a single European railway area Text with EEA relevance (OJ L 343, 14.12.2012, p. 32).

<sup>52</sup> For example: in Italy, access charges do not only include the direct costs but also other costs of the IM that the authority considers “efficient and reasonable”, while in Germany the TAC policy aims to recover a high proportion of infrastructure costs from train operating companies. In Austria, the TACs are based on operating costs; in France, TACs are built around two criteria: an operation pillar, using econometric models to assess the marginal costs determined by the exploitation of the line (around 30 % of the total value) and an economic-value pillar which is set to extract “as high an access charge as train operators can afford” (around 70 % of the total value). In Spain, they are intended to cover direct costs.

**Figure 8 - Track access charge levels for selected origin-destination pairs in the EU**

Source: UIC.

92. Getting the level of track access charges right is important to ensure both sustainability and competitiveness.

- (i) In France, track access charges are kept high to provide income to the infrastructure manager, and to ensure the sustainability of operations of the infrastructure manager, which has significant debts. This reduces the need for the state to fund and maintain new high-speed rail infrastructure. At the same time, excessively high track access charges discourage new entrants from entering the market, thus shielding the incumbent rail operator from competition.
- (ii) In Italy, track access charges were previously used as a means of increasing competition between the established rail operator and the new entrant. In addition to other measures (such as ensuring the right of access to station services), the Italian rail regulator lowered the charges to ensure fair competition. This improved the situation for travellers (see [paragraph 85](#))

### **A strong and independent regulator: necessary, but not always a reality**

93. This trade-off between financial sustainability and competitiveness is crucial. It is therefore important that national regulators are in place in each Member State to act, and that the Commission supervises the system. These bodies should ensure that rules governing the use of mark-ups to recover the full costs of infrastructure are applied correctly, the legal objective being the best use of the available infrastructure.

94. Under EU law, national rail regulatory bodies must be given extensive independence and powers to monitor railway markets to ensure that newcomers are not discriminated against, so that fair competition can develop. They should be endowed with sufficient resources. The Commission follows up on these requirements, and supports national watchdogs in their activities, and facilitates dialogue and the exchange of best practices between regulatory bodies. We observed the following two issues.

- (i) Spain is the only Member State that considers track access charges to constitute taxes, and sets them in law. This limits the management independence of the infrastructure manager and the powers of the regulator to modify them in case of non-compliance with the rules. In addition, it limits the time available to revise charges, and complicates revisions and complaints. The regulator's position is a difficult one, because it has limited staffing and because, contrary to the provisions of the Recast Directive, its decisions are not binding on the infrastructure manager.
- (ii) In France, in 2017, the regulator issued a binding negative opinion on a new model for calculating track access charges which was planned for 2018. The French government intervened by setting the level of access charges for 2018 by decree, keeping them in line with the originally applicable model. Such an approach effectively limits the power of the regulatory authority.

95. The Commission took action in these two cases by launching infringement proceedings. It closely monitors ongoing legislative initiatives to ensure that powers of the regulators are not eroded in the process.

## **CONCLUSIONS AND RECOMMENDATIONS**

***High-speed rail operations have many advantages but there is no realistic long term EU plan, and there is no truly EU high-speed network***

96. High-speed rail supports the EU's sustainable mobility policy objectives, because its carbon footprint is lower than other forms of transport<sup>53</sup>. It has many other benefits, such as increased safety levels; it relieves pressure on congested road networks; it allows both business and leisure passengers to travel quickly and in comfort, and it can provide socio-economic support to regions.

97. The Commission's target of tripling the length of the high-speed rail network (reaching more than 30 000 km in 2030) is not supported by credible analysis. We consider it unlikely that this target will be reached, because it takes around 16 years for high-speed rail infrastructure to be planned, built, and to begin operations. By the end of 2017, only 9 000 km of high-speed lines were in operation, with another 1 700 km in construction.

98. There is no genuine European high-speed rail network: there is only a patchwork of national high-speed lines. The Commission has no power to decide if and when high-speed lines detailed in the TEN-T Regulation should be built, as decisions to build high-speed rail lines are the sole responsibility of Member States. Completing the EU's transnational corridors by linking national networks is not a priority for the Member States audited. Although an EU funding mechanism was adopted at the same time (the CEF Regulation), and although various international agreements have been signed by the Member States concerned, high-speed rail border crossing works are not being completed in a coordinated fashion. This leads to a low EU added value of the EU co-funding going to high-speed rail infrastructure investments in the Member States (**paragraphs 21 to 36**).

---

<sup>53</sup> Under the hypothesis of a high and intensive use of the infrastructures created, and under the assumption that the electrical power used is generated by a clean source (see footnote 17).

***The principles of sound financial management have not consistently been applied for the audited high-speed rail infrastructure investments***

99. The quality of the assessment of needs in the Member States is low. Alternative solutions, such as upgrading existing conventional lines instead of building new high-speed lines, are only considered systematically in Italy and Germany; this is a good practice which should be followed universally. Decisions to build are national and political; they are rarely based on proper cost-benefit analyses.

100. High-speed rail infrastructure is expensive, and is becoming more so: the lines we audited cost, on average, 25 million euros per kilometre. Cost-efficiency is low. While the EU budget does not suffer from cost overruns for high-speed rail investments, as the co-funded amount is capped at the initially agreed amount and any cost increase is borne by national budgets, cost overruns and delays in construction of the lines audited were the norm, and it takes a long time for lines to enter into service once built. Aggregate cost overruns are 5.7 billion euro at project level, and 25,1 billion euro at line level (44 % and 78 %, respectively). Delays were also significant with half of the lines facing delays of more than a decade. Our speed-yield assessment clearly indicates that very high-speed rail services are not always needed: in most cases, only around 45 % of the design speed is achieved on average. Only two high-speed lines have average operating speeds above 200 km/h and none have speeds above 250 km/h. Our findings indicate that four of the ten lines will cost more than 100 million euros per travel minute saved. Paying careful attention to the elements above could save hundreds of millions of euros, and ensure that high-speed built lines are used well **(paragraph 37 to 57)**.

***Assessing the situation for the EU citizens highlights the advantages of high-speed rail, while the sustainability of the EU co-funding to high-speed lines is at risk***

101. The assessment of travel times, prices and number of connections indicates that high-speed rail has advantages over its competitors (air transport, conventional rail and road transport). Our overall conclusion is that total travel time and price level are equally important factors for success. Combined with regular service (frequent trains) and reliability (punctual departures and arrivals), these factors could allow high-speed rail to increase its

market share. The number of stations on a line is important, and their location vital: not all stations audited are well accessible and have good connections, and for 15 of the 18 audited high-speed rail stations we saw no clear regeneration effects in the surrounding area.

102. We assess that sustainability is at risk: judging by a benchmark of nine million passengers per year, three of the seven completed lines audited cannot be considered successful high-speed rail lines (Eje Atlántico, Rhin-Rhône and Madrid-León) since the number of passengers carried was far lower. The infrastructure cost of these lines was 10.6 billion euro, to which the EU provided around 2.7 billion euro. This means that there is a high risk of ineffective spending of EU co-funding on these lines, which could have been mitigated by a sound ex ante assessment of costs and benefits for the individual lines.

103. Our assessment of the number of people living in the catchment area of the audited lines indicates that 9 of the 14 audited lines and cross-border connections did not have enough potential passengers to be successful. In addition, high-speed rail and other transport modes do not compete equally as not all modes of transport are subject to the same charges (paragraph 58 to 85).

***Seamless and competitive cross-border high-speed rail operations are still some way off***

104. There are still many technical, administrative and other barriers to interoperability, even though the Court called for urgent action to lift such barriers in a special report published in 2010. The rail passenger market is not open in France and Spain, although there is on-track competition in Italy and, to a limited extent, in Austria. In Germany, the rail passenger market is open, but there is no competition on high-speed lines. With the current rules, competition may be delayed until as long as 2035. As competition encourages better services, more frequent trains and lower prices for travellers, it should materialise sooner.

105. Track access charges aim to recover previous infrastructure investment and operating costs. If they are set low enough to allow new entrants to participate in the market, they can incentivise on-track competition. However, the systems used to calculate them are overly complicated, as numerous variables can be applied.



106. Each Member State must have a regulatory body, which must be qualified, adequately staffed and independent from the entity fixing the charges and from the government. This regulator must apply the rules strictly to ensure that agreed policies are respected. In two of the four cases we assessed, we found evidence that the regulators cannot exercise their statutory duties. The Commission acted upon these two cases by launching infringement procedures (**paragraph 86 to 95**).

### **Recommendation 1 – The planning of the EU high-speed rail network**

The Commission should, in its supervisory role, take the following steps:

1. Based on the inputs and commitments of the Member States, it should adopt a realistic long-term deployment plan for building the remaining infrastructure needed to complete the core EU high-speed rail network in the context of the revision of the TEN-T Regulation. This long-term planning should be based on the key enforceable strategic infrastructure projects on the core network, with particular focus on cross-border sections, which must be completed by 2030 to enhance EU added value.

Based on the enforceable strategic plan under 1, it should take the foreseen remedial actions if projects on these priority stretches do not begin according to the agreed timeline, if they are delayed, or if coordination problems along the various borders seem likely to prevent the line from entering into service as planned.

**Target implementation date:** when preparing the new legislative proposals for TEN- T.

2. It should link EU co-funding to an assessment of the need for very high-speed lines, and to closer monitoring and supervision by providing specific conditions spelled out in implementing decisions on key priority stretches. In addition, the role of European Coordinators in facilitating the implementation of cross-border projects should be strengthened, as should the connection between the core network corridor work plans and the implementation of the CEF.

**Target implementation date:** immediately.

## Recommendation 2 – EU co-funding support for high-speed rail infrastructure investments

The Commission should :

1. Revise the TEN-T regulation to enable it to enforce the timely implementation of the key strategic infrastructure networks identified above.

**Target implementation date:** initiate the work as soon as possible to ensure work is completed by 2023.

2. Upon revision of the TEN-T Regulation earmark the EU co-funding support for these strategic priority projects.

**Target implementation date:** immediately after the revision of the TEN-T Regulation.

3. During the programming of cohesion policy, together with the Member States, focus its funding for high-speed rail lines to those high-speed rail lines that form part of the core network corridors.

**Target implementation date:** when preparing the programmes for the post-2020 period.

4. Make EU co-funding contingent on the introduction of an effective on-track competition on the supported high-speed lines soonest after completion of the works.

**Target implementation date:** immediately.

5. Link EU co-funding to beneficiaries not only to the delivery of outputs but also to the achievement of results announced. To achieve this, it should ensure the introduction of the principle of paying a fixed percentage of the EU co-funding granted to the beneficiary as a performance bonus, if it can be evidenced, from an ex-post evaluation, that the anticipated results have been exceeded. Such bonus should come from a performance reserve, similar to what currently exists in the Cohesion policy framework.

**Target implementation date:** when preparing the new legislative proposals for the post-2020 period.

6. In the upcoming CEF Regulation, together with the Member States, agree stronger enforcement tools to speed up the completion of the current obligations deriving from the TEN-T regulation.

Such enforcement tools should also tackle the situation where a Member State does not propose to timely advance on key projects in view of fulfilling the commitments taken for the completion of the core network projects.

**Target implementation date:** when preparing the new legislative proposals on CEF for the post-2020 period.

### Recommendation 3 - Simplifying cross-border constructions

To simplify current and future major cross-border investments in high-speed rail infrastructure, the Commission should:

1. Review the rules on procurement, to have the option of a single legal framework for key cross-border infrastructure projects. This includes issues such as the language of the tendering documents, contracts and accounting systems of management bodies implementing the projects, and procedures for the settling of disputes.
2. Create, or facilitate the creation of, “one-stop shops”, which are single bodies streamlining the various formalities to be complied with on both sides of the border.
3. Accelerate the lifting of all administrative and regulatory barriers to interoperability.

**Target implementation date:** by mid-2019.

#### Recommendation 4 – Actions to improve high-speed rail operations for passengers

The Commission should:

1. Provide support to the rail sector to actively develop single e-ticketing solutions, including for high-speed rail operations.
2. Monitor Member States to ensure that they take all possible measures to implement EU rules for calculating track access charges fully and correctly, in particular in respect of the obligation to coordinate mark-ups to facilitate cross-border high-speed rail operations.
3. In its supervisory role, hold Member States to their obligations to guarantee that market access conditions for high-speed rail are supervised by independent bodies and that infrastructure managers coordinate to ensure the optimum effective use of such routes.
4. Improve the information for citizens (i) with regard to punctuality data by developing specific indicators for high-speed rail and (ii) on the basis of data already available in Commission databases (ERADIS), with regard to information on customer service satisfaction, by developing a standard reporting framework and methodology. The data and results are to be disseminated in its two-yearly Rail Market Monitoring Report.
5. Strengthen intermodal competition by setting out principles requiring the external costs of all transport modes to be adequately considered, and advocating their implementation.

**Target implementation date:** by the end of 2019.

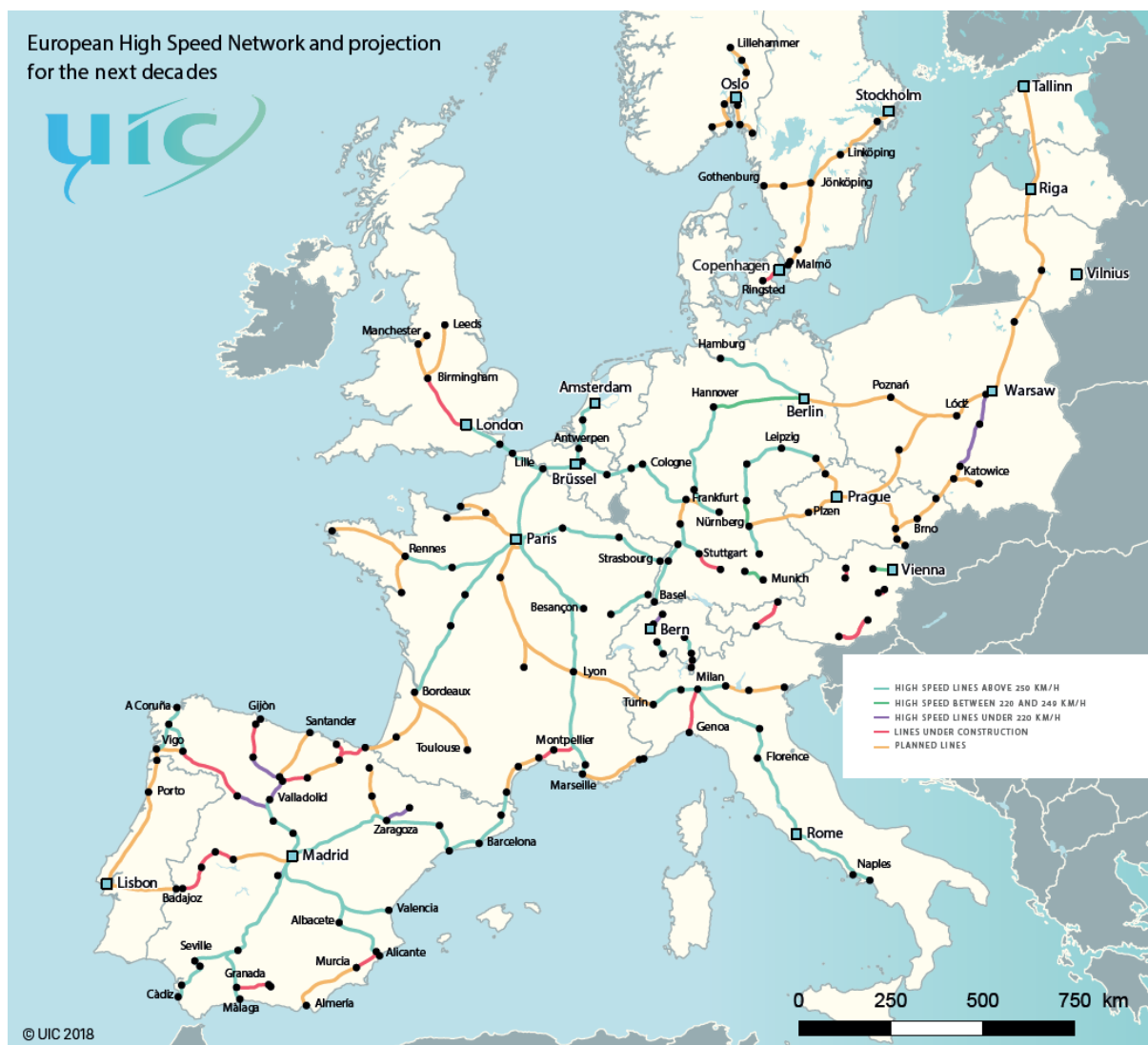
This Report was adopted by Chamber II, headed by Mrs Iliana IVANOVA, Member of the Court of Auditors, in Luxembourg at its meeting of 13 June 2018.

*For the Court of Auditors*

Klaus-Heiner LEHNE

*President*

### European High-Speed Network Map



Source: UIC.

**ANNEX II****Overview of HSR funding since 2000 by MS and management mode**

Member State	Grand Total Total in %		Programming Period 2000-06				Programming Period 2007-13				Programming Period 2014-20			
			Direct Mgmt	Shared Mgmt	Total	Total in %	Direct Mgmt	Shared Mgmt	Total	Total in %	Direct Mgmt	Shared Mgmt	Total	Total in %
Belgium	95.5	0.4 %	76.0	-	76.0	0.9 %	19.0	-	19.0	0.2 %	0.5	-	0.5	0.0 %
Bulgaria	259.4	1.1 %	-	-	-	-	-	259.4	259.4	2.7 %	-	-	-	-
Czech Republic	0.3	0.0 %	-	-	-	-	0.3	-	0.3	0.0 %	-	-	-	-
Denmark	90.4	0.4 %	8.4	-	8.4	0.1 %	82.0	-	82.0	0.8 %	-	-	-	-
Germany	2 693.9	11.4 %	377.9	12.2	390.1	4.5 %	492.3	351.8	844.1	8.6 %	1 459.7	-	1 459.7	27.8 %
Greece	1 050.9	4.4 %	-	241.9	241.9	2.8 %	1.0	308.3	309.3	3.2 %	499.7	-	499.7	9.5 %
Spain	11 232.2	47.3 %	197.5	6 175.8	6 373.3	73.3 %	299.4	4 264.3	4 563.7	46.6 %	295.2	-	295.2	5.6 %
France	2 004.7	8.4 %	252.9	-	252.9	2.9 %	814.7	101.6	916.3	9.4 %	835.5	-	835.5	15.9 %
Italy	2 042.5	8.6 %	195.7	241.0	436.7	5.0 %	608.1	-	608.1	6.2 %	997.6	-	997.6	19.0 %
Netherlands	104.6	0.4 %	98.3	-	98.3	1.1 %	6.3	-	6.3	0.1 %	-	-	-	-
Austria	996.6	4.2 %	39.6	-	39.6	0.5 %	308.7	-	308.7	3.2 %	648.3	-	648.3	12.3 %
Poland	1 996.7	8.4 %	-	-	-	-	1.9	1 710.6	1 712.5	17.5 %	-	284.2	284.2	5.4 %
Portugal	917.9	3.9 %	36.3	543.2	579.4	6.7 %	43.0	102.9	145.9	1.5 %	192.5	-	192.5	3.7 %
Slovenia	0.7	0.0 %	-	-	-	-	0.7	-	0.7	0.0 %	-	-	-	-
Finland	5.0	0.0 %	-	-	-	-	5.0	-	5.0	0.1 %	-	-	-	-
Sweden	6.6	0.0 %	-	-	-	0.0 %	4.6	1.9	6.6	0.1 %	-	-	-	-
United Kingdom	232.7	1.0 %	185.0	8.5	193.5	2.2 %	-	-	-	-	39.2	-	39.2	0.7 %
Not attributable	1.5	0.0 %	1.5	-	1.5	0.0 %	-	-	-	-	-	-	-	-
<b>Grand Total</b>	<b>23 732.1</b>	<b>100.0 %</b>	<b>1 469.2</b>	<b>7 222.6</b>	<b>8 691.8</b>	<b>100.0 %</b>	<b>2 687.1</b>	<b>7 100.8</b>	<b>9 787.9</b>	<b>100.0 %</b>	<b>4 968.2</b>	<b>284.2</b>	<b>5 252.4</b>	<b>100.0 %</b>

*Note:* Values in million euro in February 2018; paid / allocated amounts; cross-border projects' amounts allocated equally between the concerned Member States; in order to stay coherent across the table, the data are as recorded by the European Commission. Therefore, due to different methodologies, for audited Member States, they may differ from the values in the text of the Special Report; data exclude ERTMS support and EIB lending.

*Source:* European Commission. ECA.

**ANNEX III****Analysis of projects**

Country	HSL	Project Code	Project Title	Initial Total Cost (mil euro)	Initial EU grant (mil euro)	Real Total Cost (mil euro)	Real EU grant (mil euro)	Total length of the co-financed stretch, km	Cost per km (mil euro)	Output on time and within budget? Used soonest after the end of construction?	Expected results delivered?	Objectives achieved?
Spain	Madrid - Barcelona - FF	1999ES16CPT001	Suministro y montaje de materiales de vía en la Línea de Alta Velocidad Madrid-Zaragoza-Barcelona-Frontera francesa. Tramo Madrid-Lleida	745	464	848.1	464	485	1.7	No, there was a delay and a cost overrun	Yes	Yes, partially
Spain	Madrid - Barcelona - FF	2001ES16CPT009	Línea de alta velocidad Madrid-Barcelona-Frontera francesa. Tramo: Lleida-Martorell (Plataforma). Subtramos XI-A y XI-B (Sant Sadurní D'Anoia - Gelida)	78.1	48.5	73.3	43.3	6.3	11.7	Yes partially, there was a delay but no cost overrun	Yes, partially	Yes, partially
Spain	Madrid - León	2002ES16CPT002	Nuevo acceso ferroviario al Norte y Noroeste de España, Madrid - Segovia - Valladolid / Medina del Campo. Tramo: Soto del Real – Segovia. Túnel de Guadarrama (Infraestructura y vía)	1 380.3	1 001.4	1 702.5	1 001.4	32.5	52.4	No, there were a delay and a cost overrun	Yes	Yes
Spain	Madrid - León	2009ES162PR011	Línea de Alta Velocidad Venta de Baños-Palencia-León Plataforma Fase I	365.8	102.7	384.8	125.6	92.9	4.1	No, there were a delay and a cost overrun	Yes, partially	Yes, partially
Spain	Eje Atlántico	2003ES161PR008	Eje Atlántico. Tramo Santiago-Oroso (Variante de Berdia)	85.5	55.2	101.8	49.5	9.1	11.2	Yes partially, there were a small delay and a cost overrun	No	Yes
Spain	Madrid - Galicia	2009-ES-19091-E	Línea de alta velocidad Madrid-Galicia para tráfico mixto. Tramo La Hiniesta-Perilla-Otero-Cernadilla	211.5	35.2	243.4	35.2	83.2	2.9	No, there were a delay and a cost overrun	Too early to assess	Too early to assess, no real objectives; not yet measurable
Spain / Portugal	Madrid - Extremadura	2007-EU-03080-P	Studies and Works for the High-Speed Railway Axis of South-West Europe (PP3) - Lisbon-Madrid Axis: Cross-Border Section Evora-Merida	3 027.45	312.7	247.10 (ES part), total 312.66	29.00 ES part, PT part 0.83	50+80 (PT side)	4.9	No, there was a major reduction in scope	No	No
Spain / France	Figueras - Perpiñán	2007-EU-03110-P	Works for construction of a high speed railway section between Perpignan and Figueras	994	69.8	952	60.6	51.9	18.3	Yes	No	No
Spain / France	Y Vasca	2007-EU-03040-P	Atlantic branch of the international section of PP3 Vitoria-Dax (estudios y obras para la nueva línea de alta velocidad)	1 250	70	70.8 (ES part)	5.1 (ES part, 11.48 total)	16,5	4.3	No, there were a significant delay and a reduction in scope	No	No
Spain / France	Y Vasca	2014-EU-TM-0600-M	Atlantic Corridor: Section Bergara-San Sebastian-Bayonne. Studies and works and services for follow-up works. Phase 1	1 165.1	459.3	N/A	N/A	67.8	17.2	Too early to say but delays are to be expected	Too early to assess	Too early to assess
France	Est-Européenne	2009-FR-17044-E	Seconde phase de la LGV Est Européenne entre Baudrecourt et Strasbourg - Réalisation du génie civil de la LGV	2 340	76	2 130	76	106	20.1	Yes partially, there was a delay but no cost overrun	Yes, partially	Yes
France	Est-Européenne	2005-FR-401-b-P	Ligne à grande vitesse Est - section Vair es - Baudrecourt : installations et projets d'accompagnement dans râtelier de maintenance de l'OURCQ et gares nouvelles	92.3	3	93.4	1	n/a	n/a	No, there were a delay and a cost overrun	Yes	Yes
France	Rhin-Rhône	2007-FR-24070-P	Ligne à grande vitesse (LGV) Rhin - Rhône Branche Est	2 312	198	2 610	198	137.5	19	No, there were a delay and a cost overrun	No	Yes, partially
France	Rhin-Rhône	2010-FR-92204-P	Adaptation de la ligne existante entre Mulhouse et la frontière en vue de la circulation de trains à grande vitesse (TGV) ou d'intercity express (ICE) sur l'axe Mulhouse-Mulheim (Fribourg)	4,1	0,7	3,4	0,6	4	0.9	Yes	Yes	Yes, partially . No ERTMS deployed on the line

Italy	Milano - Venezia	2012-IT-06072-P	Tratta AV/AC Treviglio - Brescia: completamento 1° lotto costruttivo tratta e realizzazione opere di sistemazione stazione di Brescia.	644	123	644.2	114.2	51.3	12.6	Partially, delays not affecting the expected opening of the line	Yes	Yes, but results will only be visible once the whole line is put into operation
Italy	Milano - Venezia	2011-IT-93095-P	Tratta AV/AC Treviglio - Brescia: opere civili (fase)	26.4	5	26.4	4.9	0.3	87.1	Partially, delays not affecting the expected opening of the line	Yes	Yes, but results will only be visible once the whole line is put into operation
Italy	Torino - Salerno	2006IT161PR003	Tratta Campana della linea AV/AC Roma-Napoli	273	118.7	273	118.7	14.8	18.5	Partially, project on time but 3-year delay for opening the line	Yes	Yes
Italy	Torino - Salerno	Activity 6 OP 1994-1999	Linea AV/AC Roma – Napoli (tratta campana): realizzazione di parte del I lotto e del II lotto	712.7	146.3	713	234.6	58	12.3	No, there were significant delays in completion	Yes	Yes
Italy	München - Verona	2007-IT-01030-M	Southern access line to Brenner	422.3*	58.8	82.2**	14.5	n/a**	n/a**	No, there were major delays and reduction of scope.	No	No
Italy / Austria	München - Verona	2014-EU-TM-0190-W	Brenner Base Tunnel - Works	9 300***	878.6	ongoing***	ongoing	64***	145***	Too early to assess	Too early to assess	Too early to assess
Italy / Austria	München - Verona	2014-EU-TM-0186-S	Brenner Base Tunnel - Studies	9 300***	302.9	ongoing***	ongoing	64***	145***	Too early to assess	Too early to assess	Too early to assess
Italy / Austria	München - Verona	2007-EU-01190-S	Priority Project TEN No. 1 Brenner Base Tunnel - Studies	9 300***	193.4	ongoing***	193.35	64***	145***	Partially, there was a delay of one year	Too early to assess	Too early to assess
Italy / Austria	München - Verona	2007-EU-01180-P	Priority Project TEN No. 1 Brenner Base Tunnel - Works	9 300***	592.7	ongoing***	65.8	64***	145***	No, there were major delays	Too early to assess	Too early to assess
Italy / Austria	München - Verona	2012-EU-01098-S	Priority Project TEN no. 1 Brenner Base Tunnel - Studies	9 300***	85.7	ongoing***	70.9	64***	145***	Yes partially, the scope was not fully achieved	Too early to assess	Too early to assess
Germany/ Austria	München - Verona	2012-EU-01092-S	Pre-study for the Northern Access Line to the Brenner Base Tunnel between Munich (Germany) and Radfeld (Austria)	6.7	3.4	N/A	0.7	N/A	N/A	No, there was a delay of 5 years	No	No
Germany	Berlin - Leipzig/Halle - Erfurt - Nurnberg - München	2009DE161PR002	Neubau VDE 8.1 Ebensfeld - Erfurt, Einzelmaßnahmen Projektabschnitt Thüringen	705.8	239.3	815	239.3	60.9	13.4	Yes partially, there was a cost overrun but no delays	Yes	Too early to assess
Germany	Berlin - Leipzig/Halle - Erfurt - Nurnberg - München	2007-DE-01050-P	Verkehrsprojekt Deutsche Einheit (VDE) 8.2, Neubaustrecke (NBS) Erfurt - Leipzig/Halle, Abschnitt Erfurt- Halle bzw. Gröbers	762	48.8	770	48.8	122	6.3	Yes partially, there was a small cost overrun	Yes partially, there was a rail freight on the line	Yes, partially as no rail freight on the line and expected travel times have not been fully met
Germany	Stuttgart - München	2007-DE-17200-P	Aus- und Neubaustrecke Stuttgart-Wendlingen einschl. Stuttgart 21	2 894.5	135.1	6 526	128.8	57	114.5	No, there were major cost overruns and delays	Too early to assess	Too early to assess
Germany	Stuttgart - München	2007-DE-17010-P	Neubaustrecke Wendlingen - Ulm	2 065.5	117.2	3 259	117.2	59.6	54.7	No, there were major cost overruns and delays	Too early to assess	Too early to assess
Portugal	Lisboa - Madrid	2014-PT-TM-0627-M	Ligação Ferroviária Sines/Elvas (Espanha): Troco Évora-Caia e Estação Técnica ao km 118 da Linha do Sul (Railway connection Sines/Elvas (Spain): Évora-Caia Section and Technical Station at km 118 of the South Line)	814.7	127.7	N/A	N/A	130	6.3	Too early to assess	Too early to assess	Too early to assess

\* The figure relates to total eligible cost.

\*\* The project suffered a severe reduction in scope.

\*\*\* Estimated at the time of the audit for the global Brenner Base Tunnel project.



**ANNEX IV****Key HSR Data per Member State*****Input data***

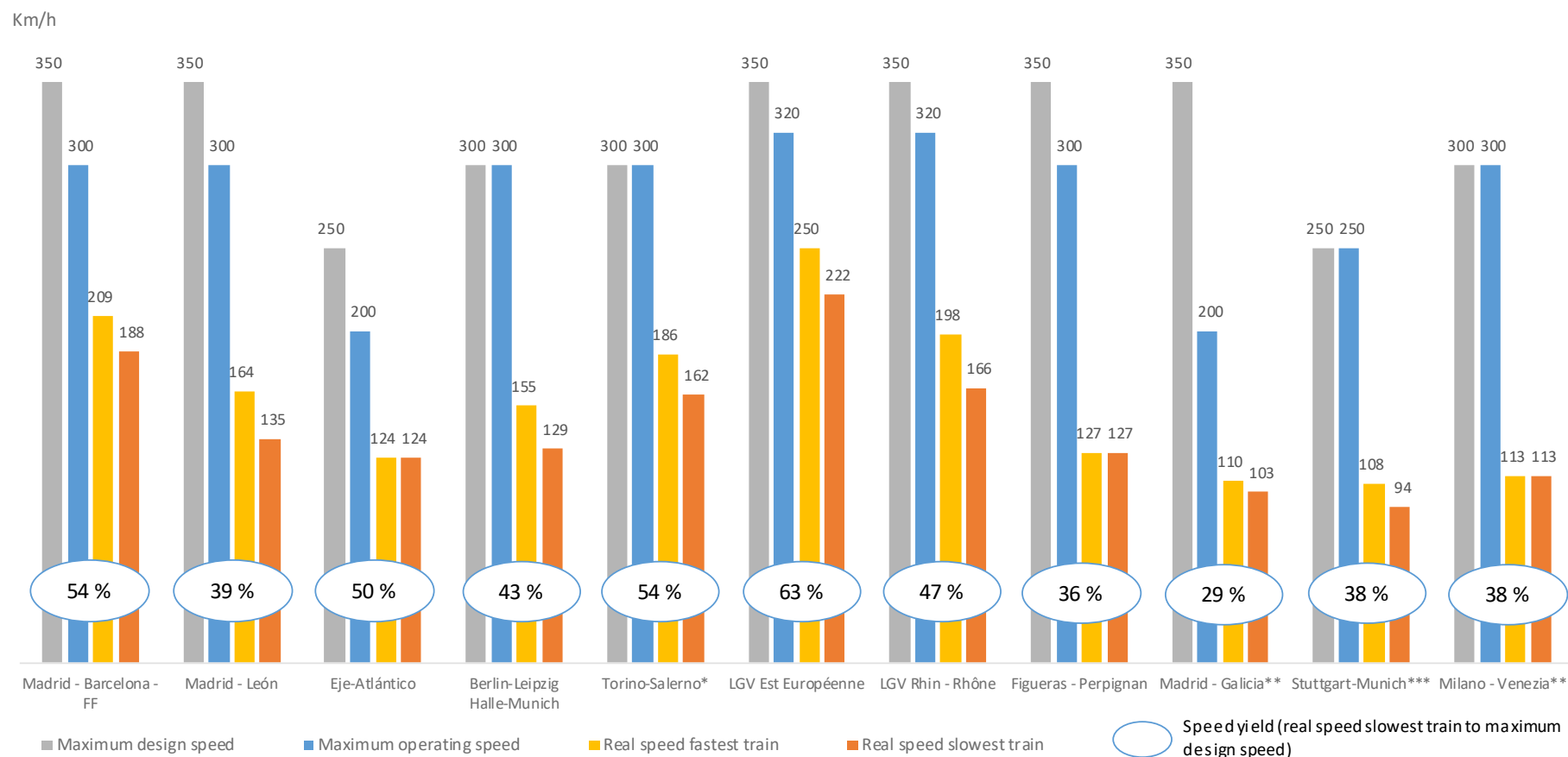
	<b>HSR – completed (km)</b>	<b>HSR - completed and in construction (km)</b>	<b>Total Cost – completed (million euro)</b>	<b>Total Cost - completed and in construction (million euro)</b>	<b>EU co-funding - completed and in construction (million euro)</b>	<b>Pass- km (billion)</b>	<b>Population (million)</b>
Spain	2 675	3 827	31 015	53 554	14 071	13.4	46.2
France	2 548	2 628	38 395	40 382	1 406	49.0	67.0
Italy	1 144	1 280	31 812	41 912	724	20.0	60.6
Germany	2 141	2 331	28 506	34 105	2 694	27.2	82.8

***Calculated Key performance indicators***

	<b>Total Cost - completed / km</b>	<b>Total Cost - completed and in construction / km</b>	<b>Total Cost - completed / capita</b>	<b>Total Cost - completed and in construction / capita</b>	<b>Total Cost - completed / km / capita</b>	<b>Total Cost - completed and in construction / km / capita</b>	<b>EU co- funding / capita</b>	<b>Pass-km (mil) / km HSR</b>	<b>Pass-km / capita</b>
Spain	12	14	671	1 159	0.25	0.30	305	5.0	290
France	15	15	573	603	0.22	0.23	21	19.2	731
Italy	28	33	525	692	0.46	0.54	12	17.5	330
Germany	13	15	344	412	0.16	0.18	33	12.7	329

**Note:** For France and Italy, the numbers exclude cross-border connections Brenner Base and Lyon - Turin tunnels;  
Pass-km for Italy is the latest publicly available estimate.

**Source:** ECA, national administration, infrastructure managers and railway operators.

**Speed yield analysis**

\* Real speeds measured on a Milano - Napoli trip.

\*\* Includes HSL stretches still in construction or planning phase.

\*\*\* Includes HSL stretches still in construction or planning phase; the maximum operating speed is assumed equal to the maximum design speed.

**ANNEX VI****A citizen's view: Assessment of travel times, prices and connections on the audited high-speed rail lines: the methodology and the data****Data collection methodology applied:**

The work consisted of collecting ticket prices and travel data applicable on given dates for the origins and destinations of the audited HSL, using the transport modes of HSR, conventional rail and air, and analyzing any particular patterns discovered on the following routes.

<b>Member State</b>	<b>HSL to audit</b>	<b>Price and travel information on</b>	<b>Corresponding train stations</b>
<b>Spain</b>	Madrid-Barcelona-French border	Madrid-Barcelona	Madrid Puerta de Atocha - Barcelona Sants
	Madrid-Galicia-Eje Atlántico	Madrid-Santiago de Compostela	Madrid Chamartín - Santiago de Compostela
	Madrid-Valladolid-León	Madrid-León	Madrid Chamartín - León
<b>Germany</b>	Stuttgart-Munich	Stuttgart-Munich	Stuttgart Hbf - Munich Hbf
	Berlin-Munich	Leipzig/Halle-Munich	Leipzig Hbf - Munich Hbf
<b>Italy</b>	Torino-Salerno	Torino-Roma	Torino Porta Nuova - Roma Termini
	Milano-Venezia	Milano-Venezia	Milano Centrale - Venezia S. Lucia
<b>France</b>	LGV Est-Européenne	Paris-Strasbourg	Paris EST - Strasbourg Gare
	LGV Rhin-Rhône	Dijon-Mulhouse	Dijon Ville - Mulhouse Ville

The first part of the work consisted of data gathering to obtain information and data on the lowest ticket price (including taxes) for buying a ticket for the day concerned, and in the most logical moment of the day for the travel community concerned, while the second part was about noting the number of travel connections between the two stations that day (indicating if there are less than 10, between 10 and 20, or over 20 possible connections).

The detailed scope of work was as follows:

- Number of different types of transportation: 3: High-speed train, Conventional train and Air (long distance coaches analysed by ECA separately);
- Number of destinations / routes: 9 as indicated above;
- Number of directions (every route is bi-directional; e.g. MAD-BCN and BCN-MAD): 2 but limited to origin and destination points;
- Number of different starting days in week: 2 (a return ticket from Monday to Wednesday attracting usually business clients; a return ticket from Friday to Sunday, attracting usually leisure passengers);
- Travel dates: 4 weeks with approximate dates (5 to 9 June 2017; 3 to 7 July 2017; 31 July to 4 August 2017, and 28 August to 3 September 2017);
- Travel times in combination with the above travel days: (Business travel: departure between 7 and 9 AM and return between 4 and 6 PM; Leisure travel: departure between 10 to 12 AM and return between 5 to 7 PM);
- Number of booking times: 3 (3 months in advance of the first day of the travel; 2 weeks in advance of the first day of the travel; “Last minute”: the working day before the first day of travel);
- The data to be gathered: Date of departure and arrival; Price in euro of the return ticket; Duration of the trip in minutes. Number of daily connections.

The data gathering work started in March 2017 to accomplish the ‘3 months in advance’ booking of the travel during the first date mentioned above. Priority was given on time over money for business travel trips, and money over time for leisure trips. The logic applied when booking a ticket has been i.e. if two options within the agreed timeframe are available for business traveler and one is 20 euros cheaper but 30 minutes slower, priority will be

given to the fastest and slightly more expensive train. The same will be applicable for leisure travel: if a train is 30 minutes longer on the way but is 20 euros cheaper, this train will have to be selected.

**Average prices and travel times: general overview**

Route	Average Price and Travel Duration									Number of connections			
	Business travel						Leisure travel						
	High-Speed Rail	Conventional Rail		Air	High-Speed Rail	Conventional Rail		Air					
Madrid - Barcelona - Madrid	€177	05 h 19	€120	12 h 04	€225	02 h 45	€169	05 h 35		€218	02 h 40	20-30	
Barcelona - Madrid – Barcelona	€155	05 h 17	€124	11 h 43	€244	02 h 45	€167	05 h 30	€130	11 h 19	€223	02 h 43	20-30
Madrid - Santiago - Madrid	€81	11 h 06			€229	02 h 27							<10
Santiago - Madrid - Santiago	€82	10 h 40					€81	10 h 36					<10
Madrid - Leon - Madrid	€69	04 h 38	€63	10 h 13			€81	04 h 57					10
Leon - Madrid - Leon	€71	04 h 56											10
Stuttgart - Munich - Stuttgart	€76	04 h 36	€88	06 h 49			€63	04 h 37	€84	06 h 46			50-60
Munich - Stuttgart - Munich	€74	04 h 31	€88	06 h 46	€229	01 h 30	€65	04 h 33	€84	06 h 45			50-60
Leipzig - Munich - Leipzig	€135	10 h 15	€117	13 h 33			€108	10 h 45	€87	13 h 39			40-45
Munich - Leipzig - Munich	€113	10 h 28	€118	13 h 32	€340	01 h 50	€91	10 h 18	€92	14 h 26			40-45
Torino - Roma - Torino	€137	09 h 08	€125	12 h 55	€276	02 h 24	€157	08 h 43	€159	13 h 15	€236	02 h 20	20-50
Roma - Torino - Roma	€134	09 h 10	€127	13 h 53	€289	02 h 23	€140	08 h 54	€121	20 h 44	€165	02 h 30	20-50
Milan - Venice - Milan	€68	04 h 50	€51	06 h 40			€82	04 h 50	€53	07 h 42			20-50
Venice - Milan - Venice	€65	04 h 50	€50	07 h 04			€66	04 h 50	€51	07 h 56			20-50
Paris - Strasbourg - Paris	€161	03 h 40					€173	03 h 44					15-20
Strasbourg - Paris - Strasbourg	€154	03 h 51					€162	03 h 36					15-20
Dijon - Mulhouse -Dijon	€49	02 h 28											15-20
Mulhouse -Dijon - Mulhouse							€62	02 h 42					15-20

Source: Advito and ECA. Grey fields = data not available; “Number of connections” column shows average number of direct return trips between the named cities during a 24-hour period.

**Averages by visited country**

Country	Euro per <b>minute</b> of travel						Euro per <b>kilometer</b> of travel	
	Business travel			Leisure travel			Business travel	Leisure travel
	High-Speed Rail	Conventional Rail	Air	High-Speed Rail	Conventional Rail	Air	High-Speed Rail	High-Speed Rail
Spain	€0.30	€0.15	€1.47	€0.35	€0.19	€1.37	€0.10	€0.12
Germany	€0.24	€0.18	€2.82	€0.19	€0.16		€0.15	€0.12
Italy	€0.24	€0.14	€1.97	€0.27	€0.13	€1.39	€0.12	€0.13
France	€0.58			€0.64			€0.17	€0.19

Source: Advito and ECA. Average speeds on the above high-speed connections were 157 km/h in Spain, 103 km/h in Germany, 126 km/h in Italy, and 183 km/h in France.

**ANNEX VII****Impact of stations on travel time and speed**

HSL	Origin-Destination	Length in km	Number of stations	Average distance between stations (km)	Shortest distance between stations (km)	Longest distance between stations (km)	Most direct trip (min)	Least direct trip (min)	Difference (min)	"Time cost" of each intermediate station	Average speed on most direct trip (km/h)	Average speed on least direct trip (km/h)	Difference (km/h)	"Average speed cost" of each intermediate station (km/h)
Madrid-Barcelona-FF	Madrid - Figueres Vilafant	797	9	100	35	157	215	255	40	10	209	188	21.49	5.37
Madrid-León	Madrid - León	345	5	86	51	114	126	153	27	9	164	135	28.99	7.2
Eje Atlantico	Vigo - A Coruña	165	5	41	26	61	80	80	N/A	N/A	124	124	N/A	N/A
Torino-Salerno	Torino - Salerno*	1 007	14	77	4	253	255*	292*	37*	7*	186*	162*	23.55*	4.71*
Milano-Venezia	Milano - Venezia	273	7	46	8	84	145	145	N/A	N/A	113	113	N/A	N/A
LGV Est Européenne	Paris - Strasbourg	441	5	110	68	137	106	119	13	7	250	222	27.27	13.64
LGV Rhin-Rhône	Dijon - Mulhouse	205	4	68	46	82	62	74	12	6	198	166	32.17	16.09
Stuttgart-München	Stuttgart - München	267	8	38	6	191	134	154	20	4	108	94	14.00	2.74
Berlin - Leipzig/Halle - Erfurt - Nurnberg - München	Berlin - München	672	15	48	2	94	240	312	72	12	155	129	25.77	4.28

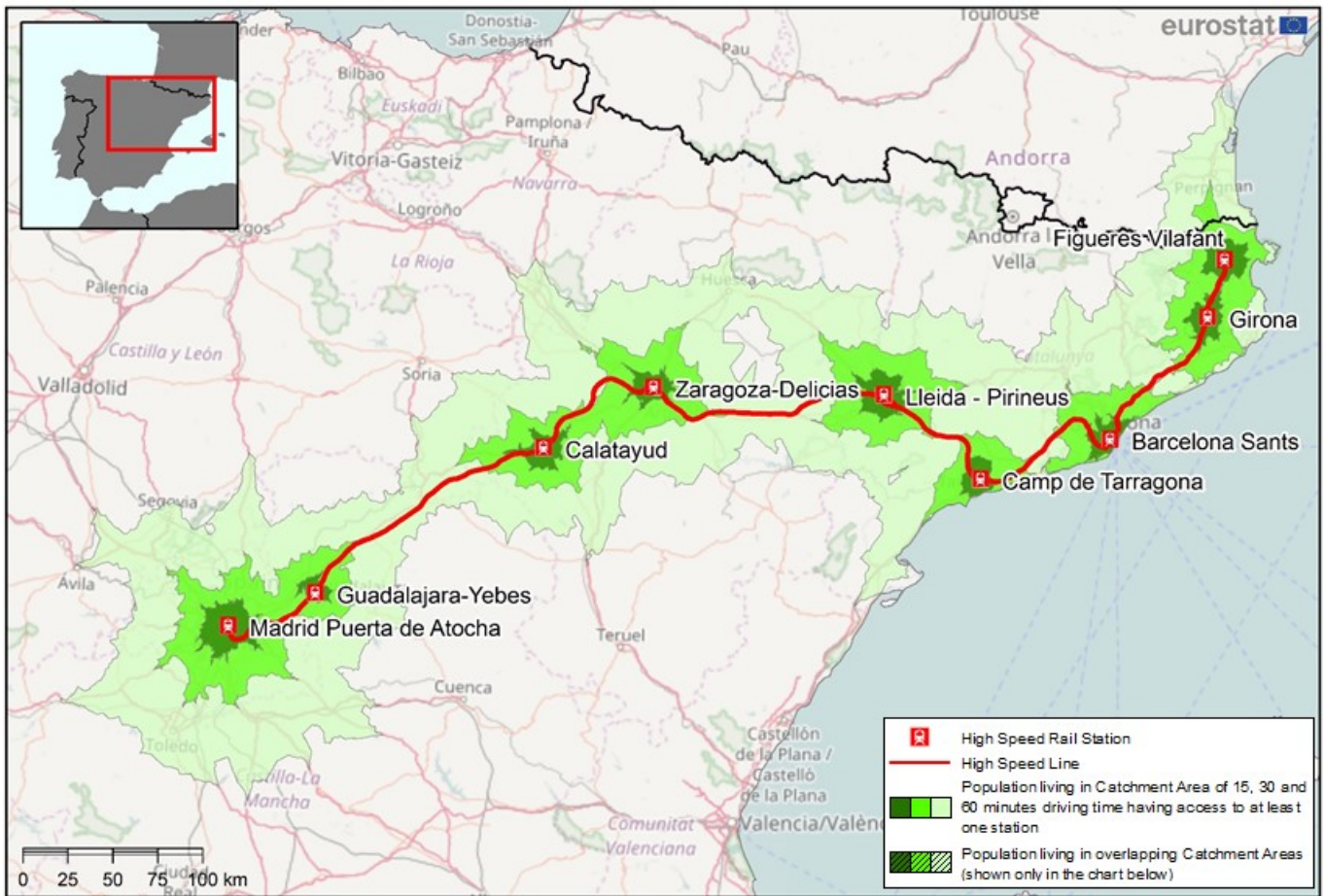
\* Station impact on travel time and speed is computed on a Milano - Napoli trip.



**ANNEX VIII**

**Map of the catchment area and key data for each of the audited HSLs, as well as for the border crossings assessed**

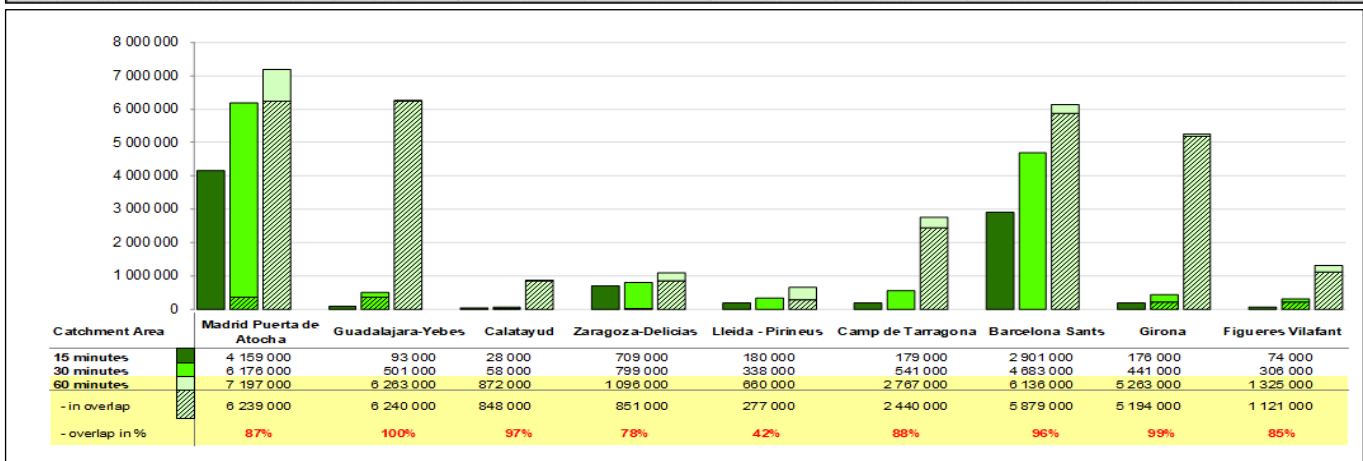
**High-Speed Line Madrid – Barcelona – French border**



Cartography: Eurostat — GISCO, 02/2018

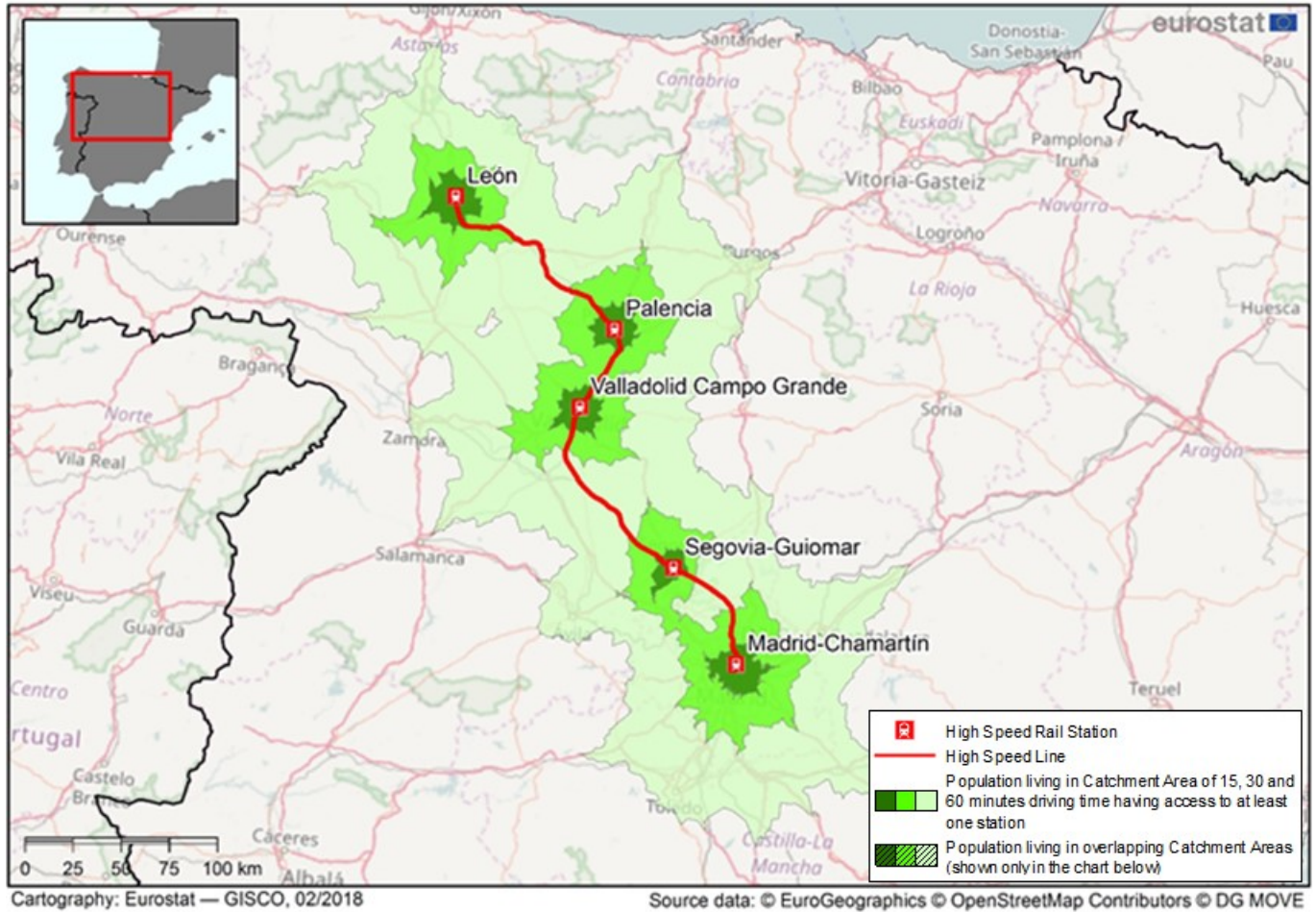
Source data: © EuroGeographics © OpenStreetMap Contributors © DG MOVE

Length	Total cost (ex VAT)	EU funding	Line capacity saturation	HSR trains (daily avg)	Stations	Avg dist between stations	Speeds			
							max design	max operational	real average	as of max design
km	mil euro	mil euro	%	nr	nr	km	km/h	km/h	km/h	%
797	12 109	3 553	45%	90	9	94*	350	300	188-209	54-60%

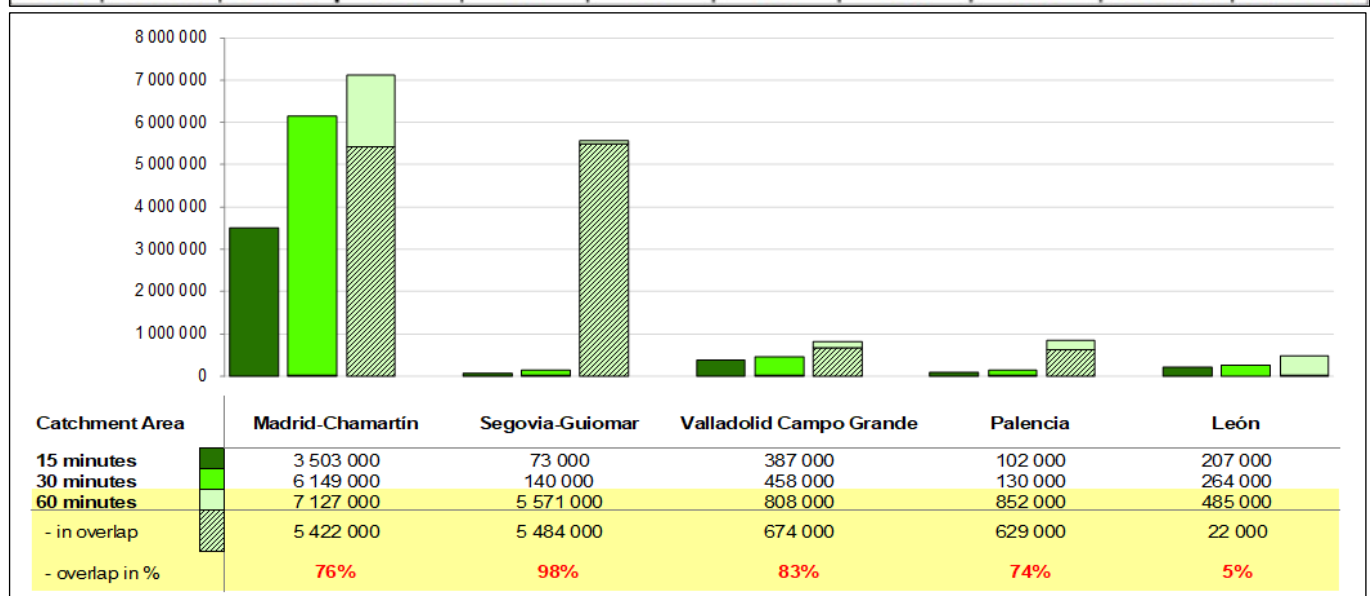


\* Excludes by-passes of Zaragoza and Lleida.

## High-Speed Line Madrid – León

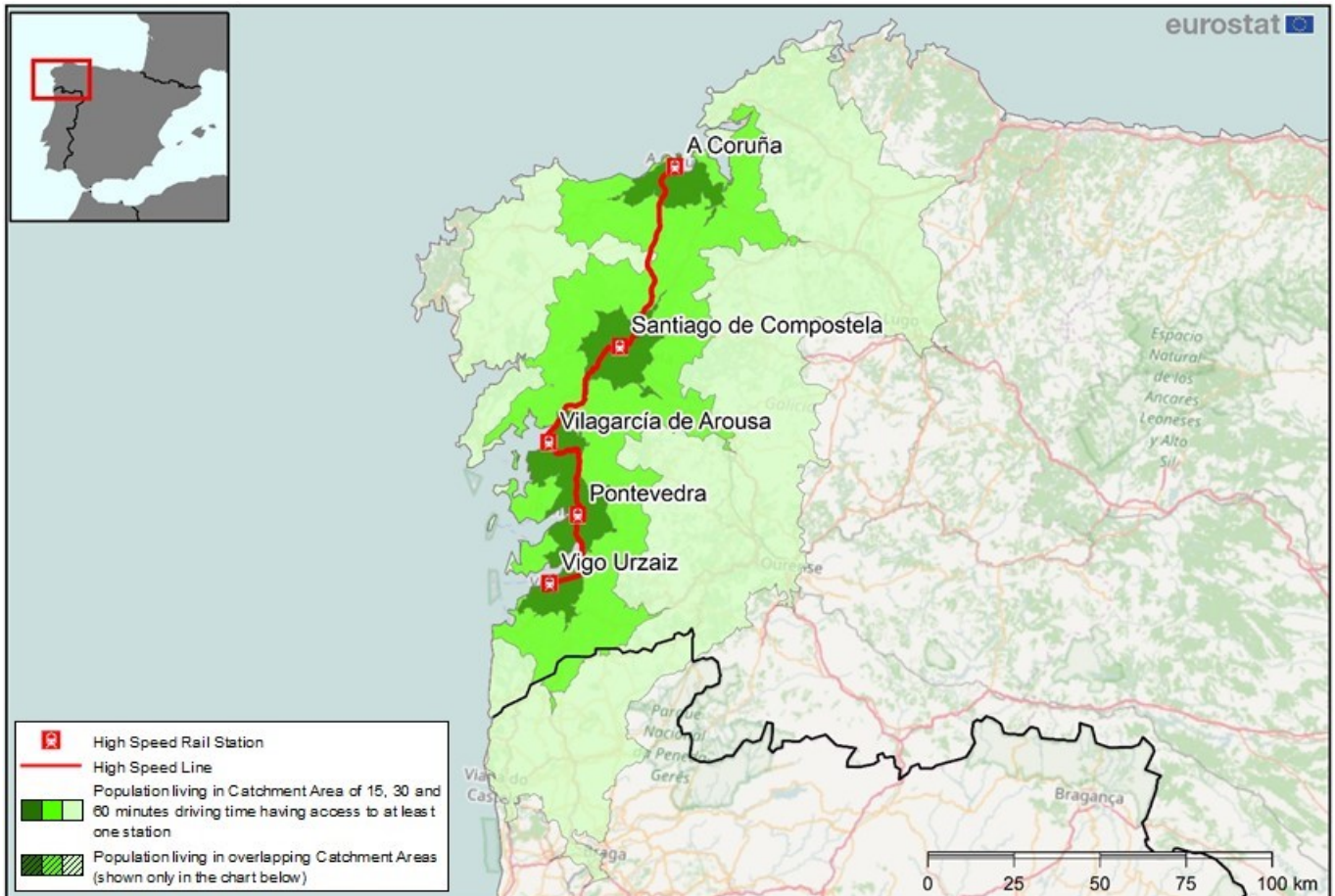


Length	Total cost (ex VAT)	EU funding	Line capacity saturation	HSR trains (daily avg)	Stations	Avg dist between stations	Speeds			
							max design	max operational	real average	as of max design
km	mil euro	mil euro	%	nr	nr	km	km/h	km/h	km/h	%
345	5 415	2 118	39%	47	5	86	350	300	135-164	39-47%





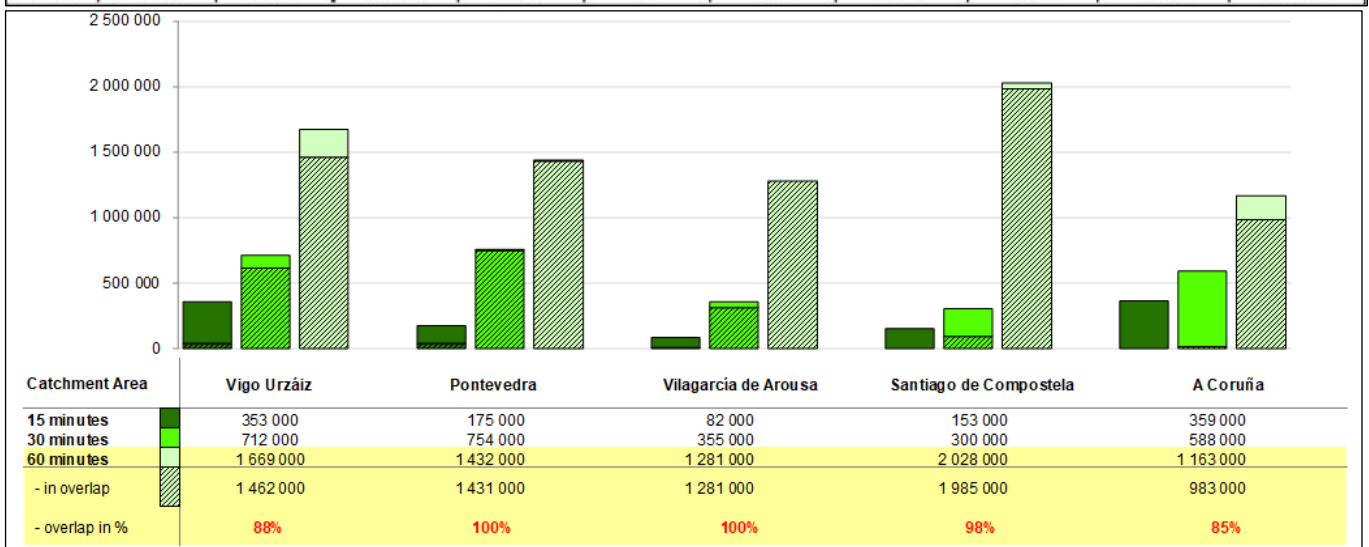
## High-Speed Line Eje Atlántico



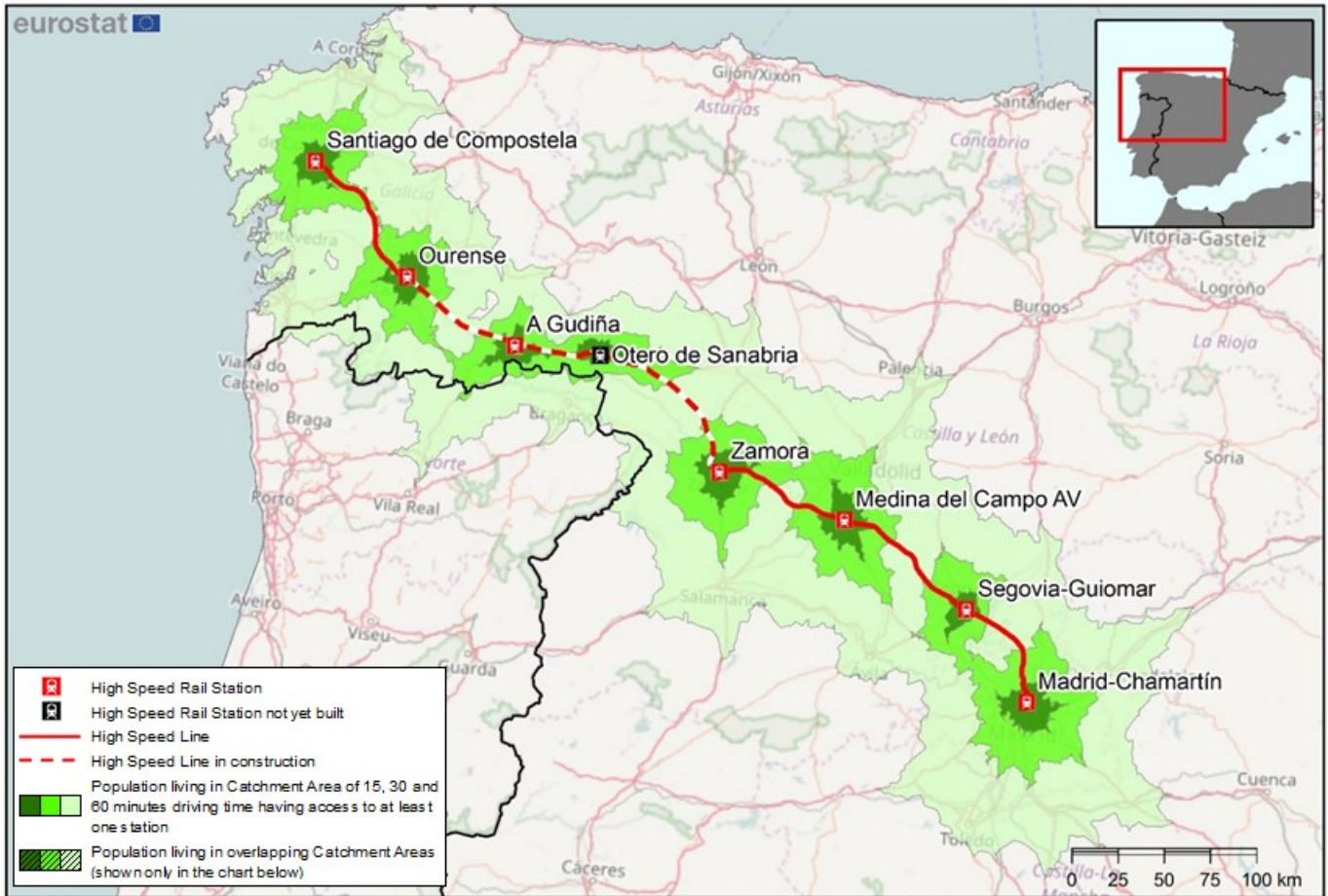
Cartography: Eurostat — GISCO, 02/2018

Source data: © EuroGeographics © OpenStreetMap Contributors © DG MOVE

Length	Total cost (ex VAT)	EU funding	Line capacity saturation	HSR trains (daily avg)	Stations	Avg dist between stations	Speeds			
							max design	max operational	real average	as of max design
km	mil euro	mil euro	%	nr	nr	km	km/h	km/h	km/h	%
165	2 596	418	19%	22	5	41	250	200	124	50%



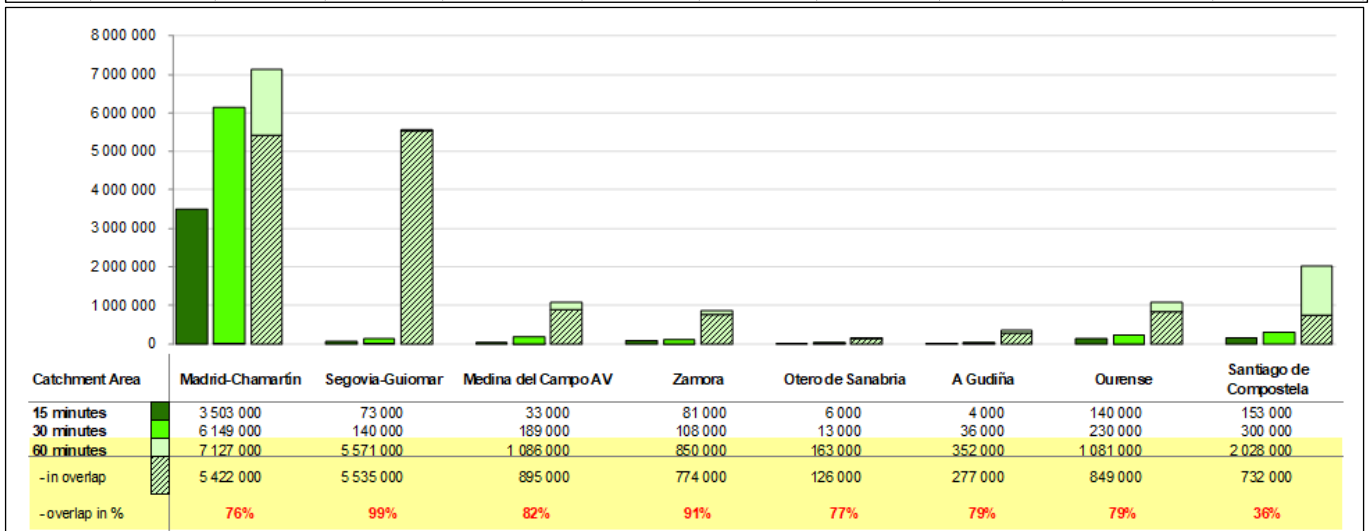
## High-Speed Line Madrid – Galicia



Cartography: Eurostat — GISCO, 02/2018

Source data: © EuroGeographics © OpenStreetMap Contributors © DG MOVE

Length	Total cost (ex VAT)	EU funding	Line capacity saturation	HSR trains (daily avg)	Stations	Avg dist between stations	Speeds			
							max design	max operational	real average	as of max design
km	mil euro	mil euro	%	nr	nr	km	km/h	km/h	km/h	%
549	5 714*	440*	36%**	22	8	78	350	200	103-110	29-31%

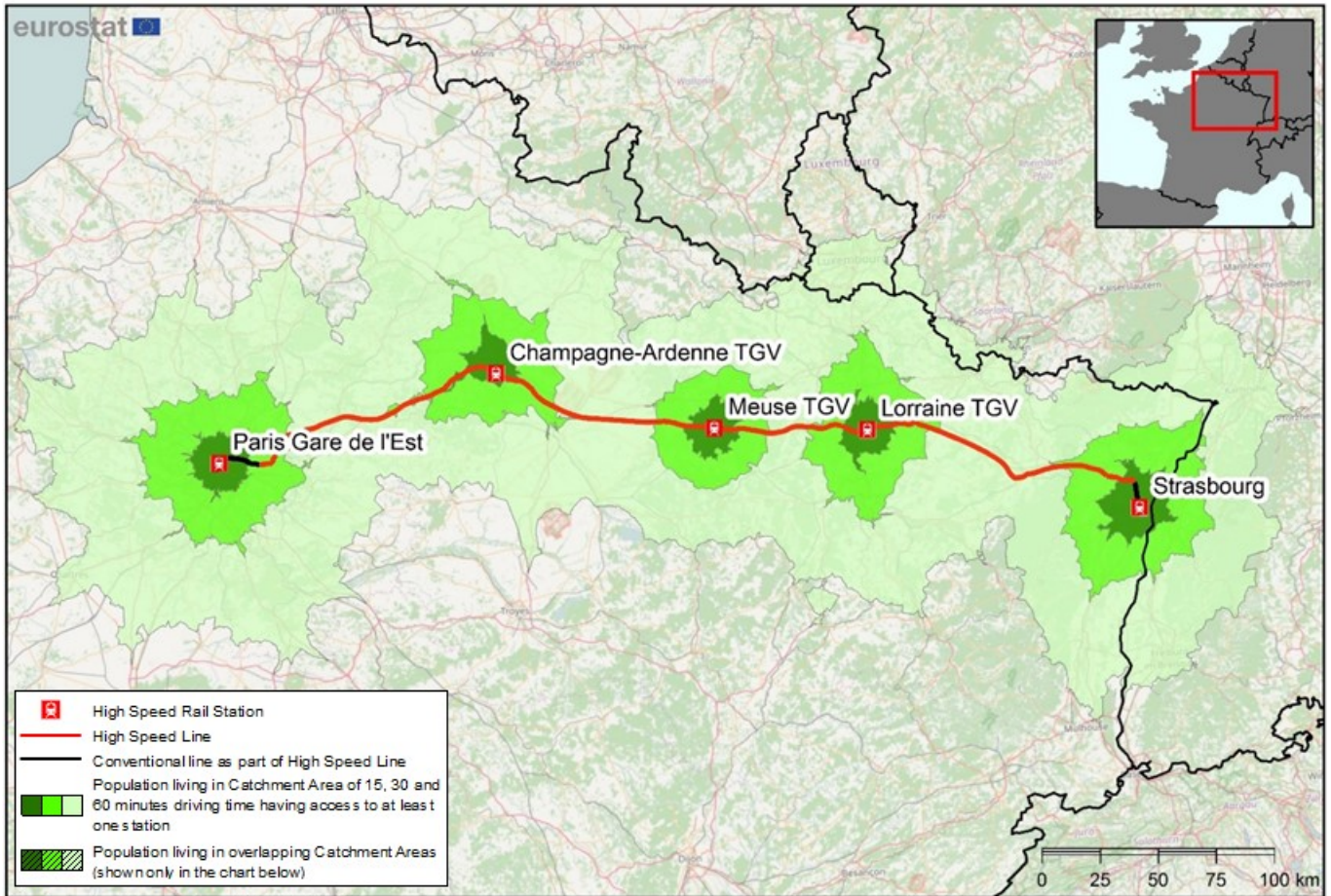


\* Total Cost & EU funding relate to Medina del Campo - Galicia stretch.

\*\* Relate to completed HS stretches.



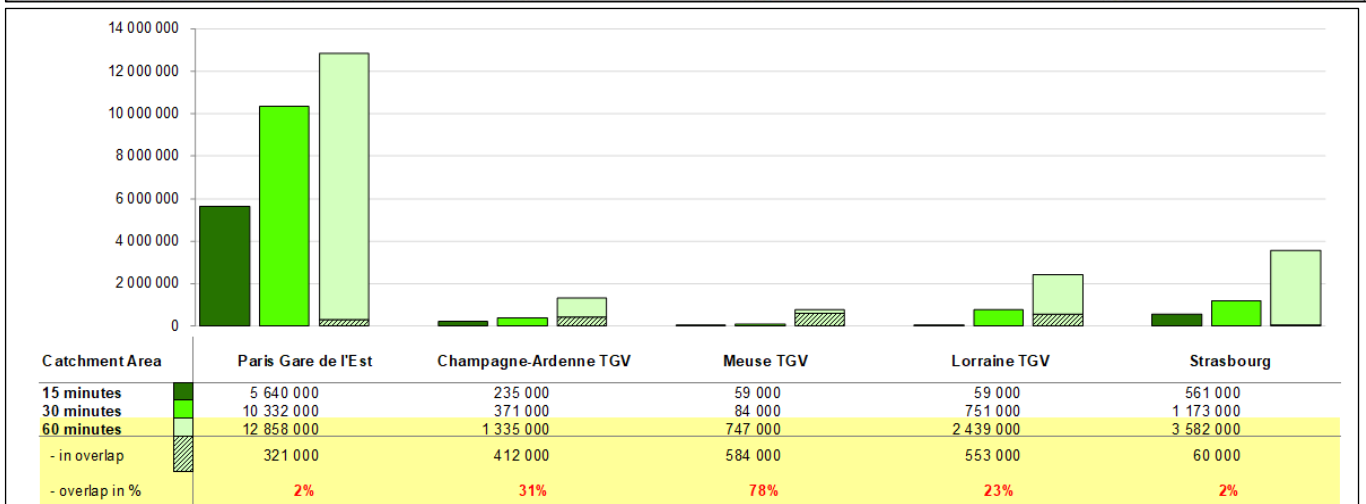
## High-Speed Line Est Européenne



Cartography: Eurostat — GISCO, 02/2018

Source data: © EuroGeographics © OpenStreetMap Contributors © DG MOVE

Length	Total cost (ex VAT)	EU funding	Line capacity saturation	HSR trains (daily avg)	Stations	Avg dist between stations	Speeds			
							max design	max operational	real average	as of max design
km	mil euro	mil euro	%	nr	nr	km	km/h	km/h	km/h	%
406*	6 712	331	50%	56	5	110**	350	320	222-250	63-71%

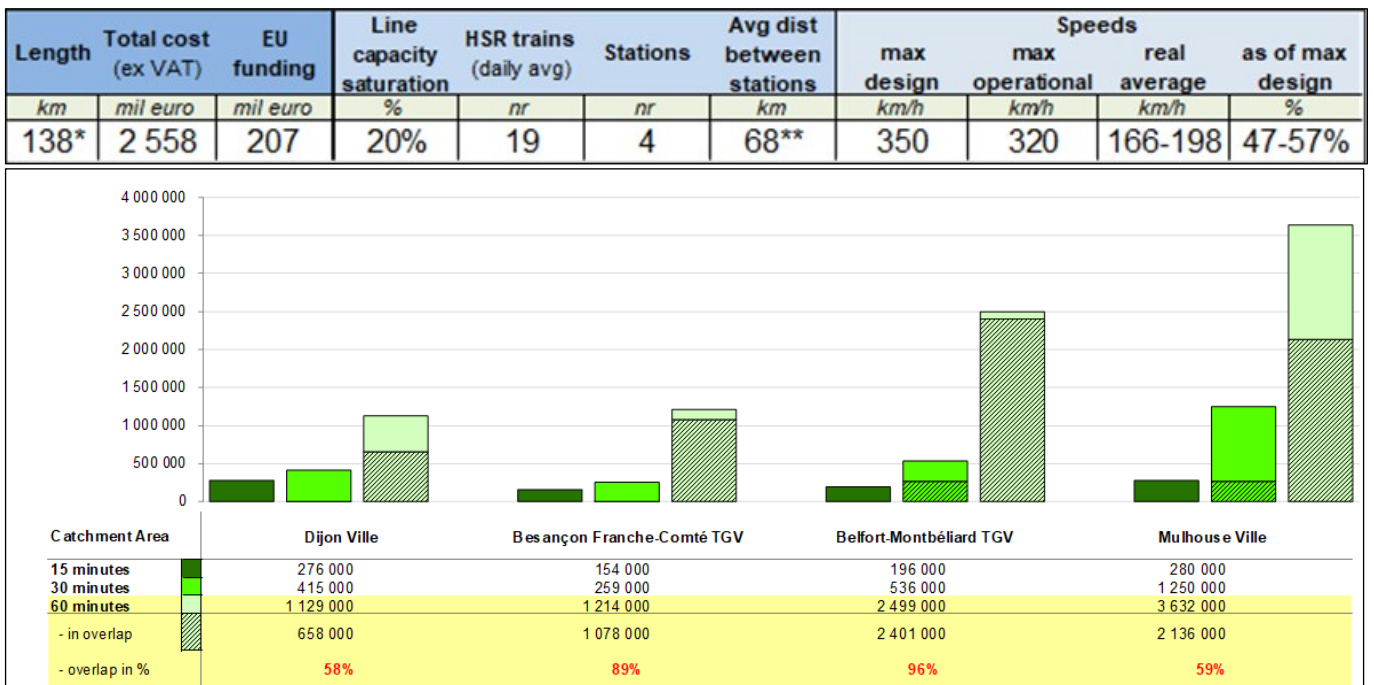
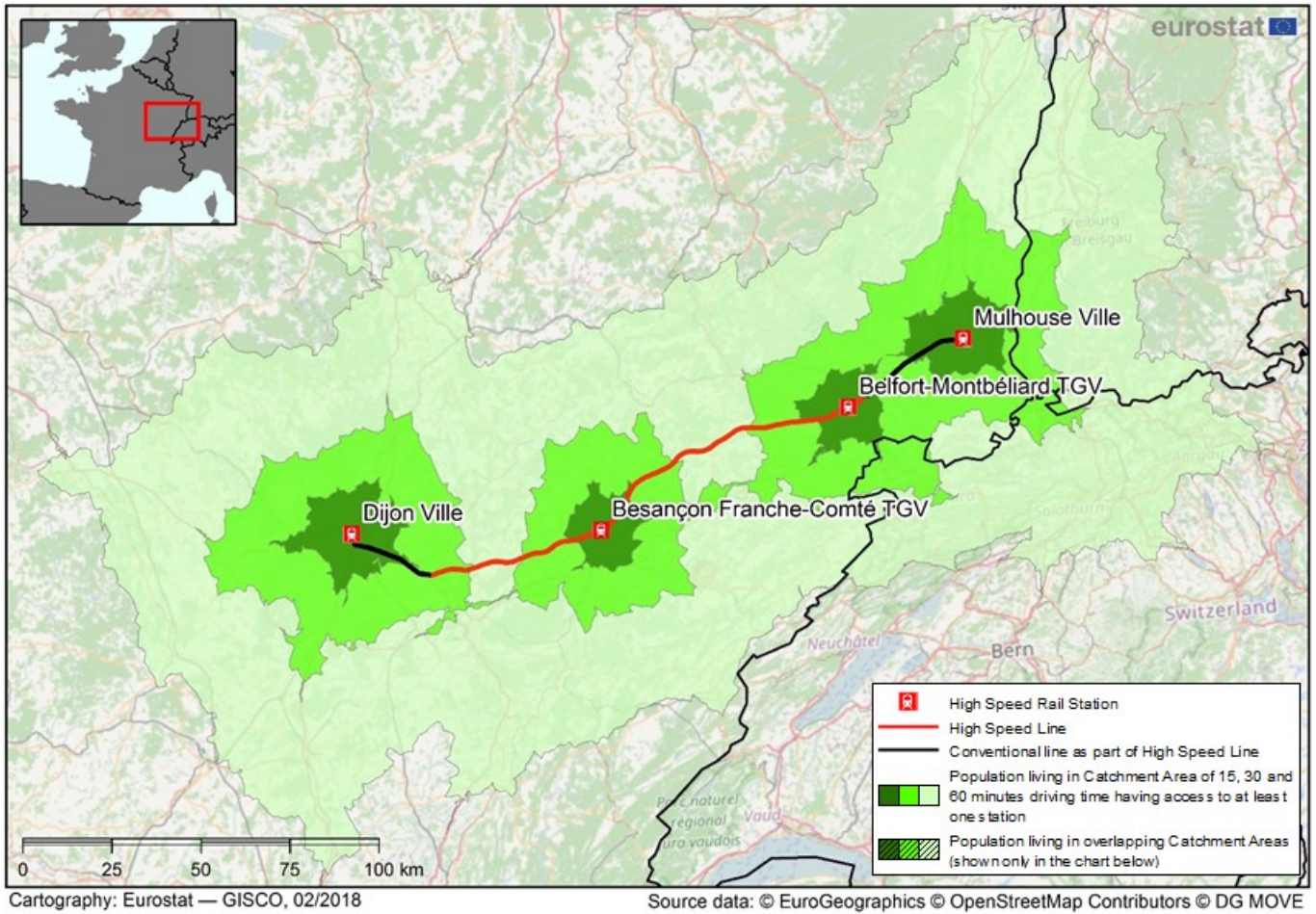


\* HSL only; 441 km with conventional lines included.

\*\* Calculated out of total length of 441 km.



## High-Speed Line Rhin – Rhône



\* HSL only; 205 km with conventional lines included.

\*\* Calculated out of total length of 205 km.



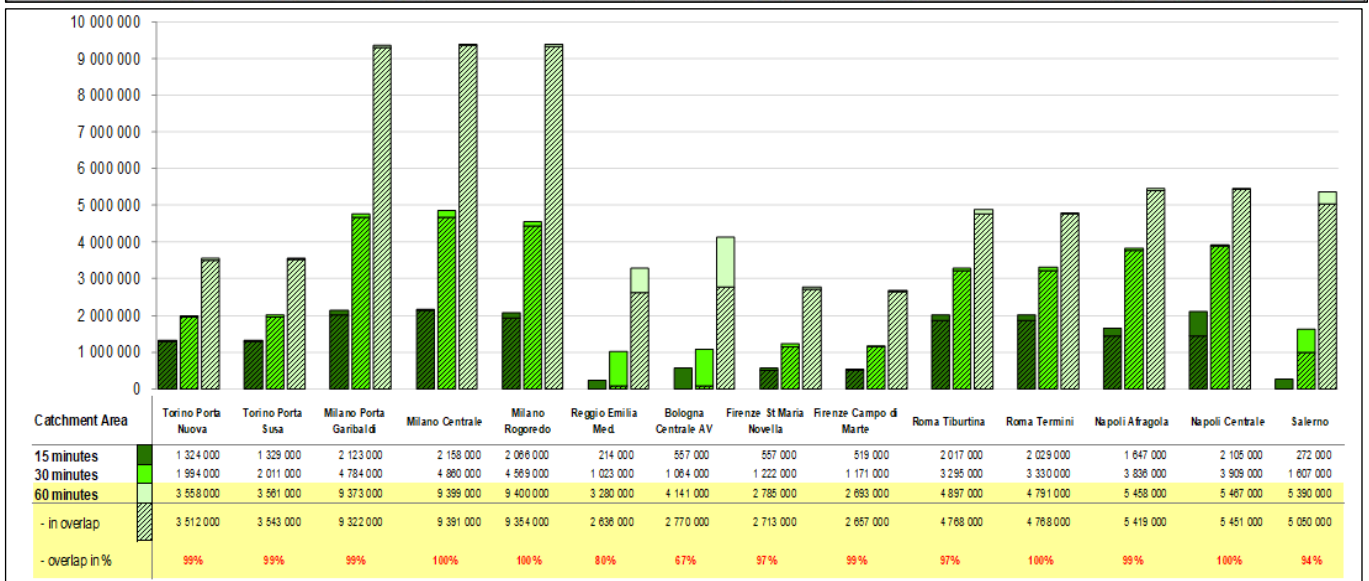
# High-Speed Line Torino – Salerno



Cartography: Eurostat — GISCO, 02/2018

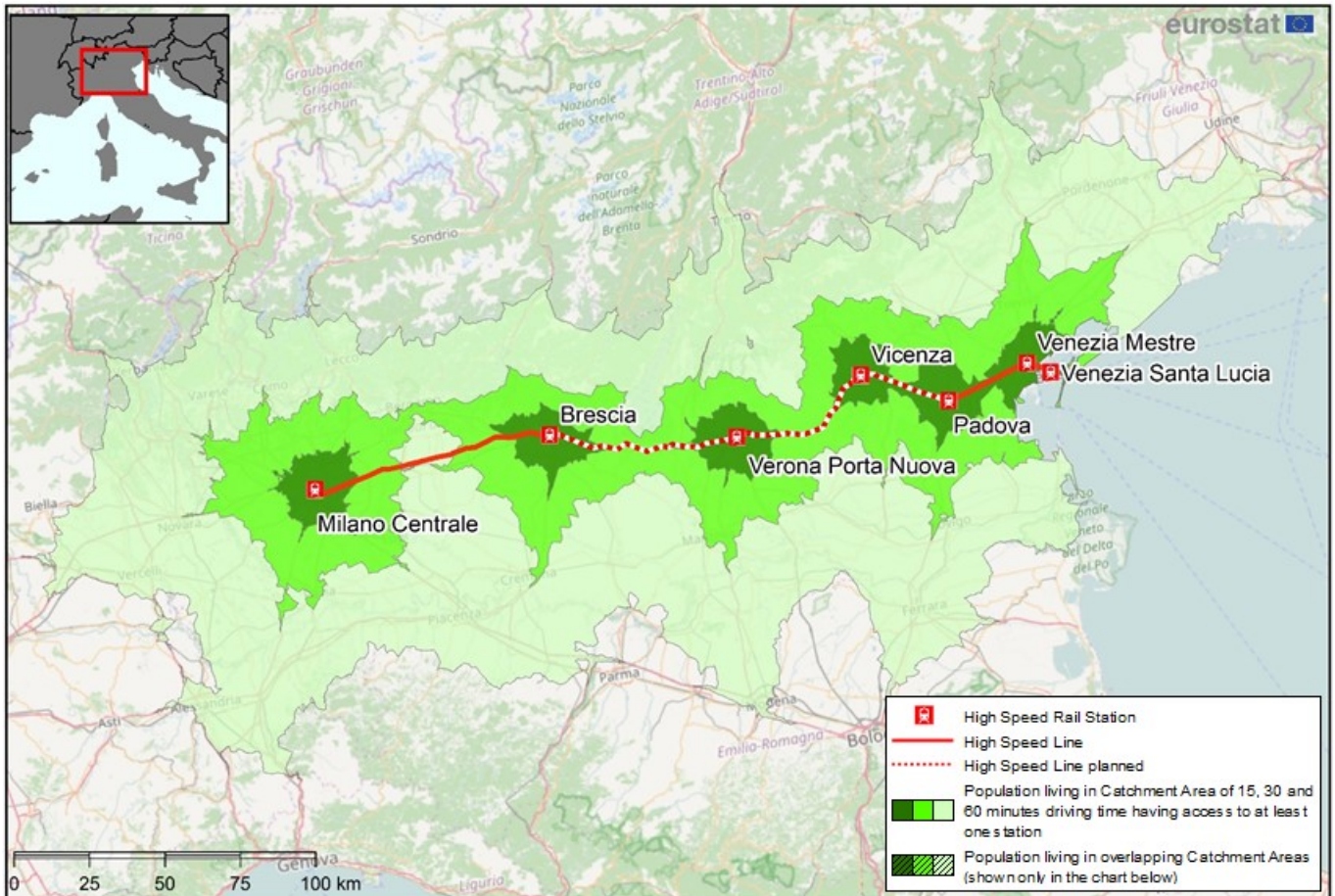
Source data: © EuroGeographics © OpenStreetMap Contributors © DG MOVE

Length	Total cost (ex VAT)	EU funding	Line capacity saturation	HSR trains (daily avg)	Stations	Avg dist between stations	Speeds			
km	mil euro	mil euro	%	nr	nr	km	max design	max operational	real average	as of max design
1 007	32 169	530	38%	257	14	77	300	300	162-186*	54-62%*



\* Real average speed is evaluated on a Milano - Napoli trip.

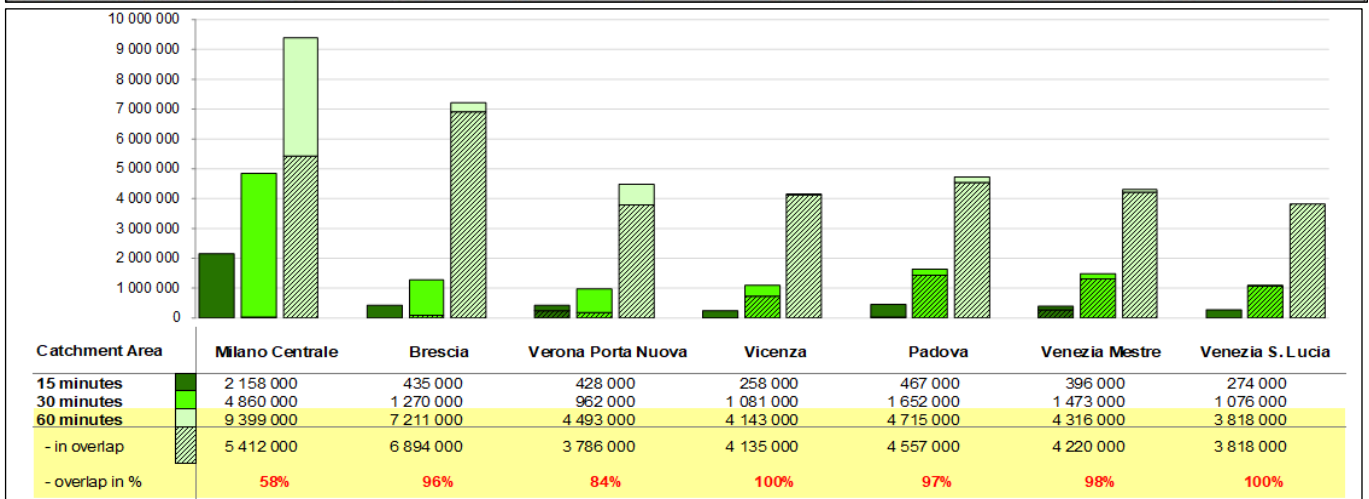
## High-Speed Line Milano – Venezia



Cartography: Eurostat — GISCO, 02/2018

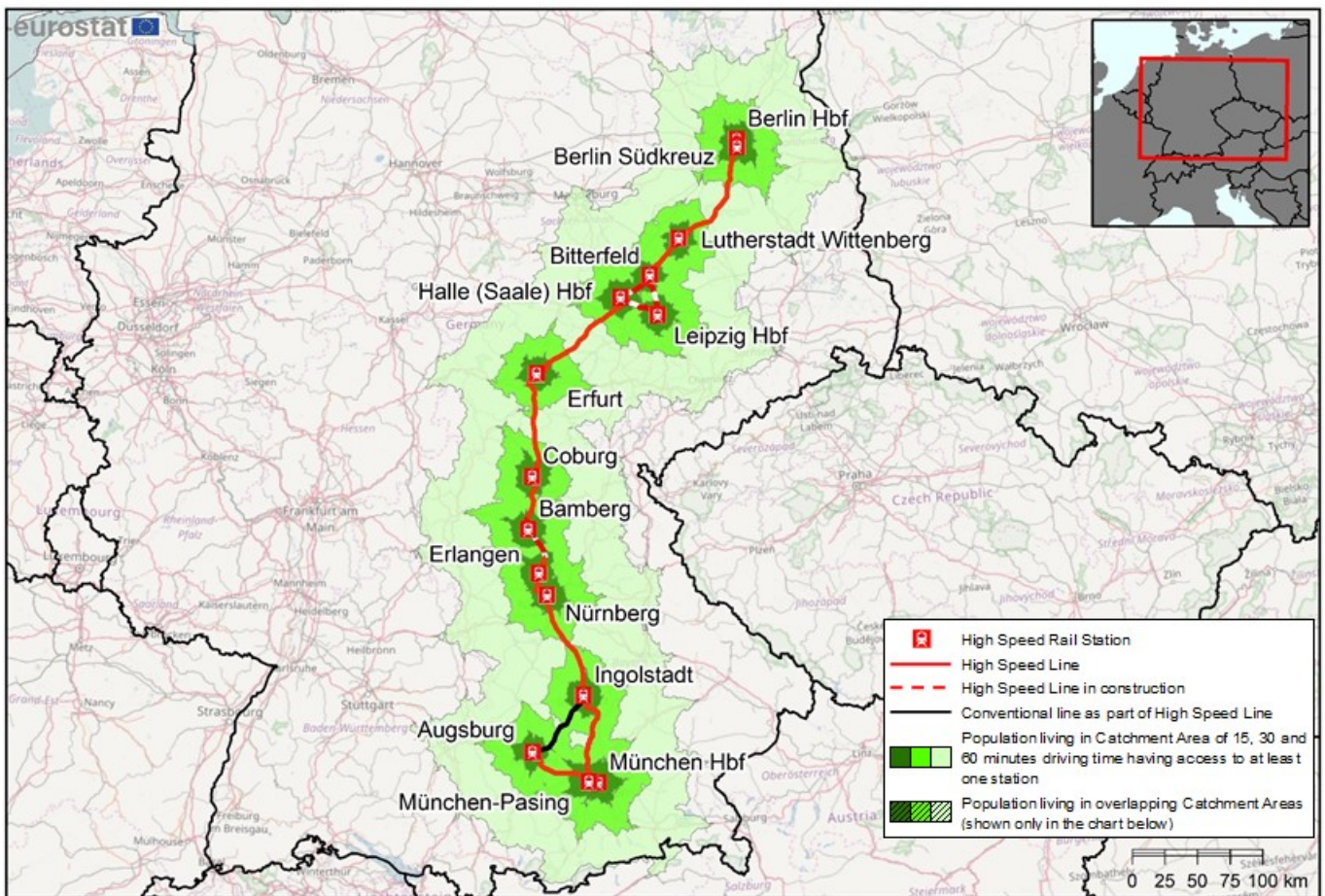
Source data: © EuroGeographics © OpenStreetMap Contributors © DG MOVE

Length	Total cost (ex VAT)	EU funding	Line capacity saturation	HSR trains (daily avg)	Stations	Avg dist between stations	Speeds			
km	mil euro	mil euro	%	nr	nr	km	max design	max operational	real average	as of max design
273	11 856	178	N/A	93	7	46	300	300	113	38%





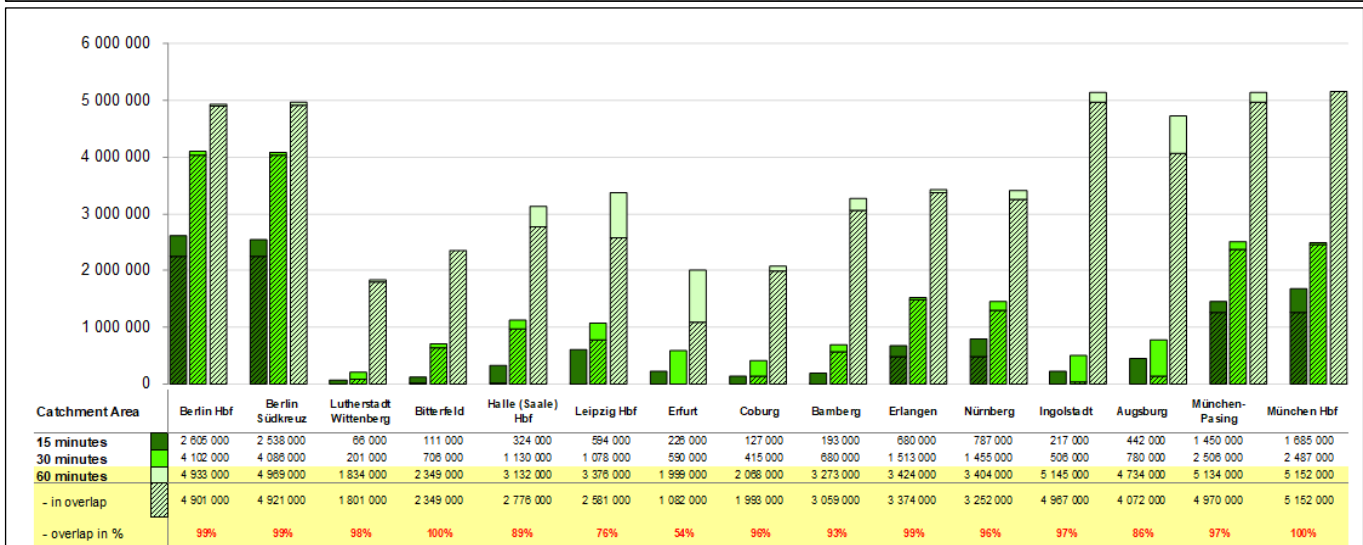
## High-Speed Line Berlin – Munich



Cartography: Eurostat — GISCO, 02/2018

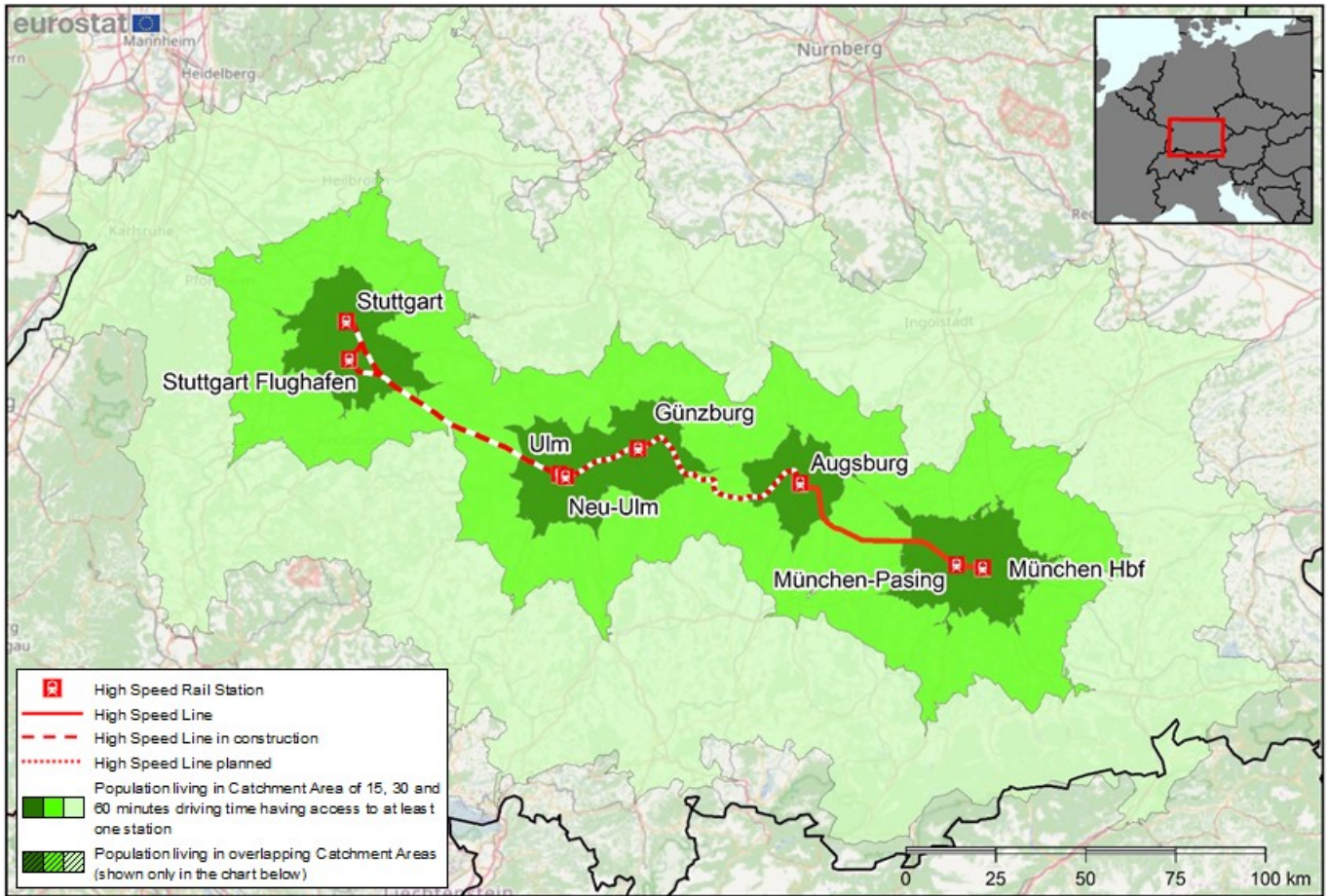
Source data: © EuroGeographics © OpenStreetMap Contributors © DG MOVE

Length	Total cost (ex VAT)	EU funding	Line capacity saturation	HSR trains (daily avg)	Stations	Avg dist between stations	Speeds			
km	mil euro	mil euro	%	nr	nr	km	max design	max operational	real average	as of max design
672	14 682	734	N/A	N/A	15	48	300	N/A	129-155	43-52%





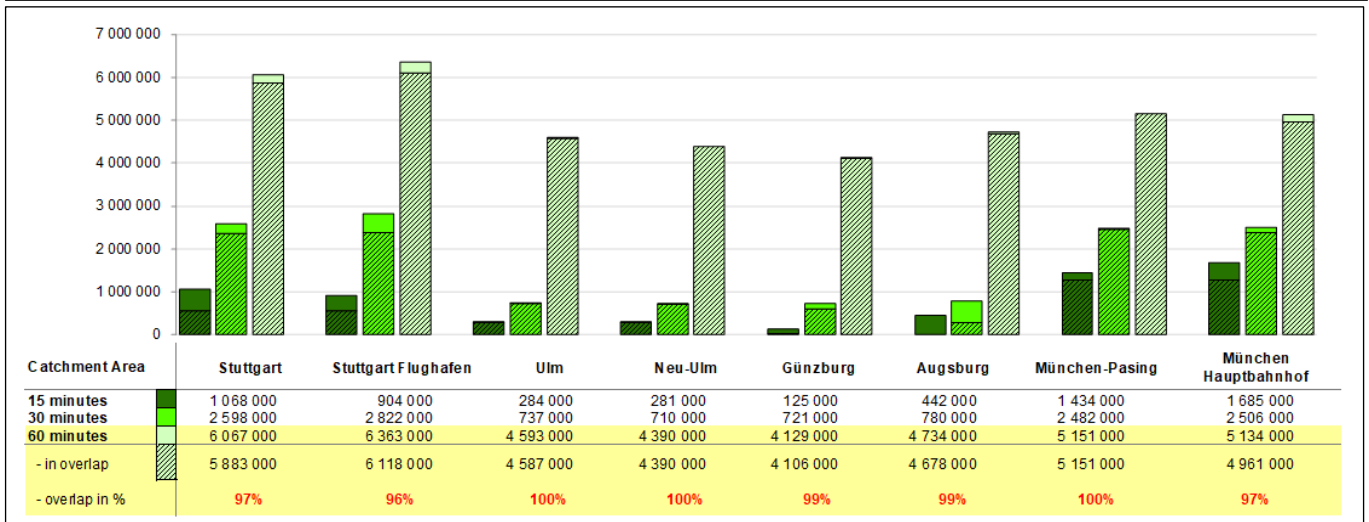
## High-Speed Line Stuttgart – Munich



Cartography: Eurostat — GISCO, 02/2018

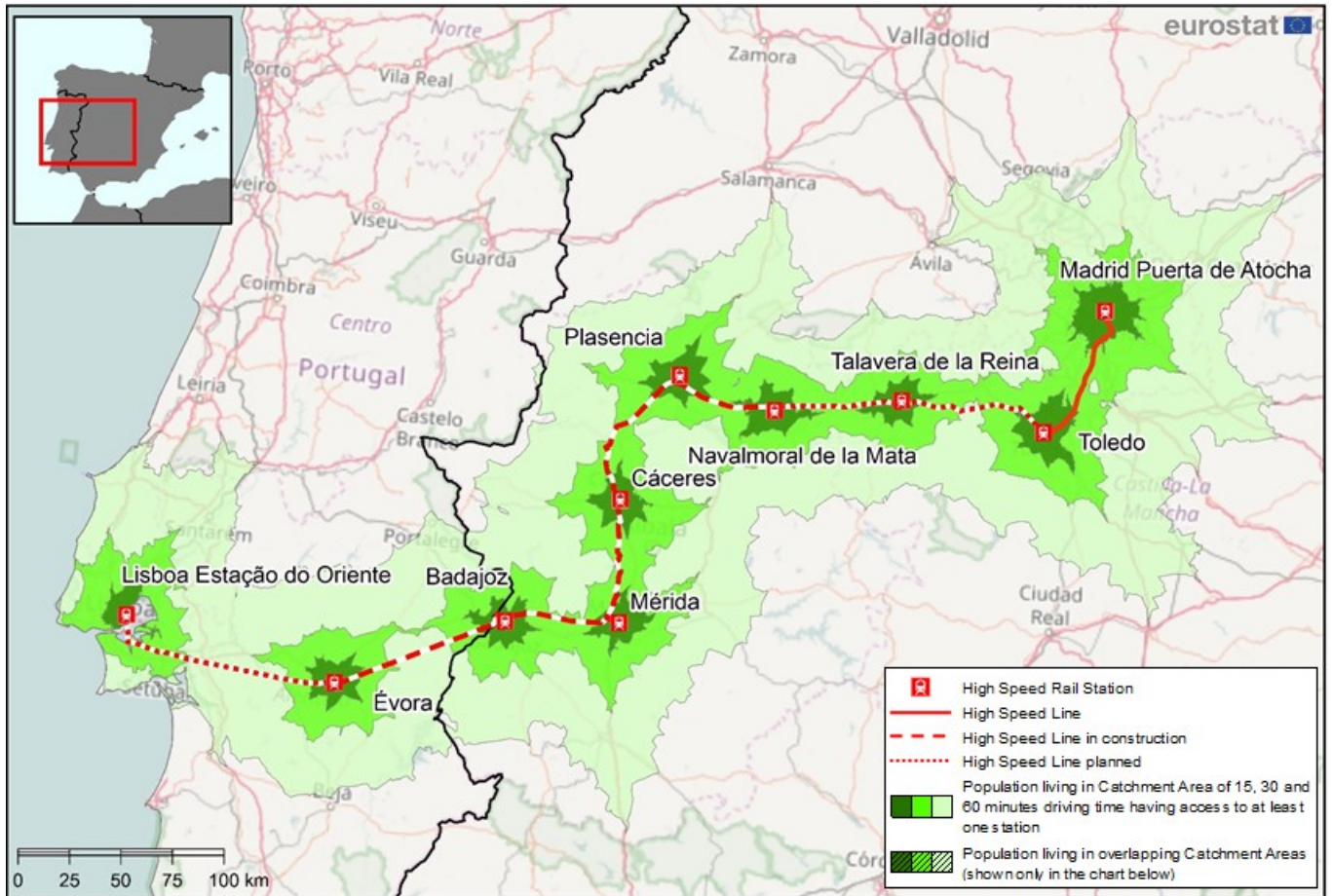
Source data: © EuroGeographics © OpenStreetMap Contributors © DG MOVE

Length	Total cost (ex VAT)		EU funding	Line capacity saturation	HSR trains (daily avg)	Stations	Avg dist between stations	Speeds			
	km	mil euro	mil euro		nr	nr	km	max design	max operational	real average	as of max design
267		4 875*	288	N/A	N/A	8	38	250	N/A	94-108	38-43%



\* Total Cost exclude Stuttgart 21.

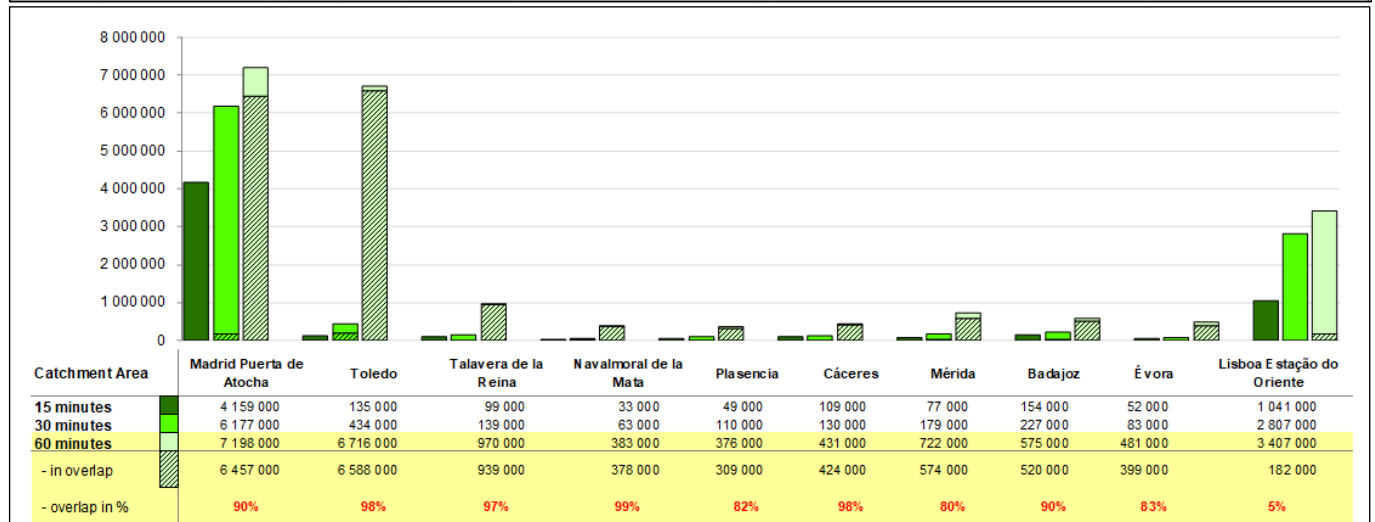
# High-Speed Line Madrid – Lisbon



Cartography: Eurostat — GISCO, 02/2018

Source data: © EuroGeographics © OpenStreetMap Contributors © DG MOVE

Length	Total cost (ex VAT)	EU funding	Line capacity saturation	HSR trains (daily avg)	Stations	Avg dist between stations	Speeds			
							max design	max operational	real average	as of max design
km	mil euro	mil euro	%	nr	nr	km	km/h	km/h	km/h	%
644*	2 875*	436**	N/A	N/A	9	81	350	250***	N/A	N/A



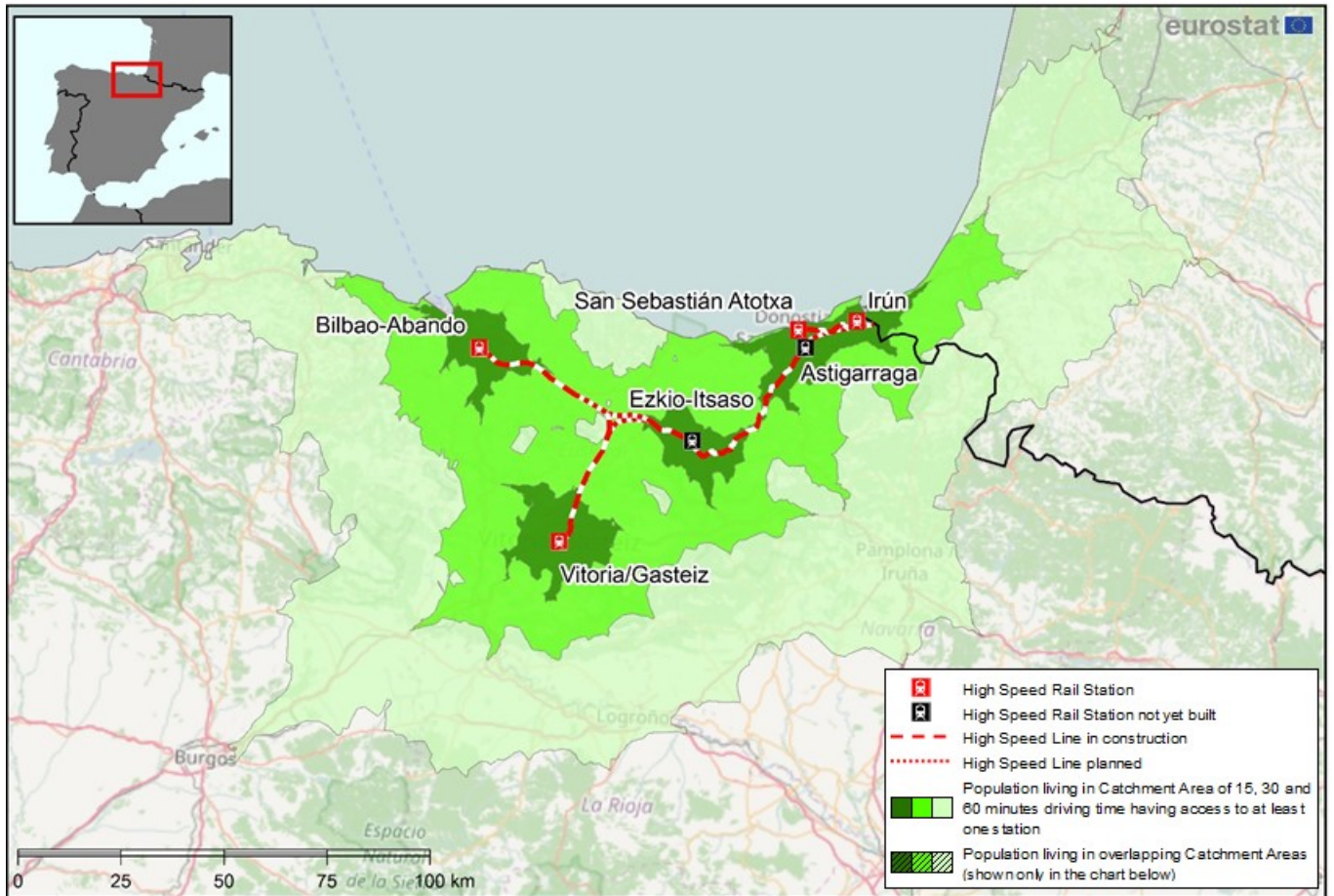
\* 437 km for Madrid – Portuguese border stretch.

\*\* EU allocation so far.

\*\*\* As currently foreseen.



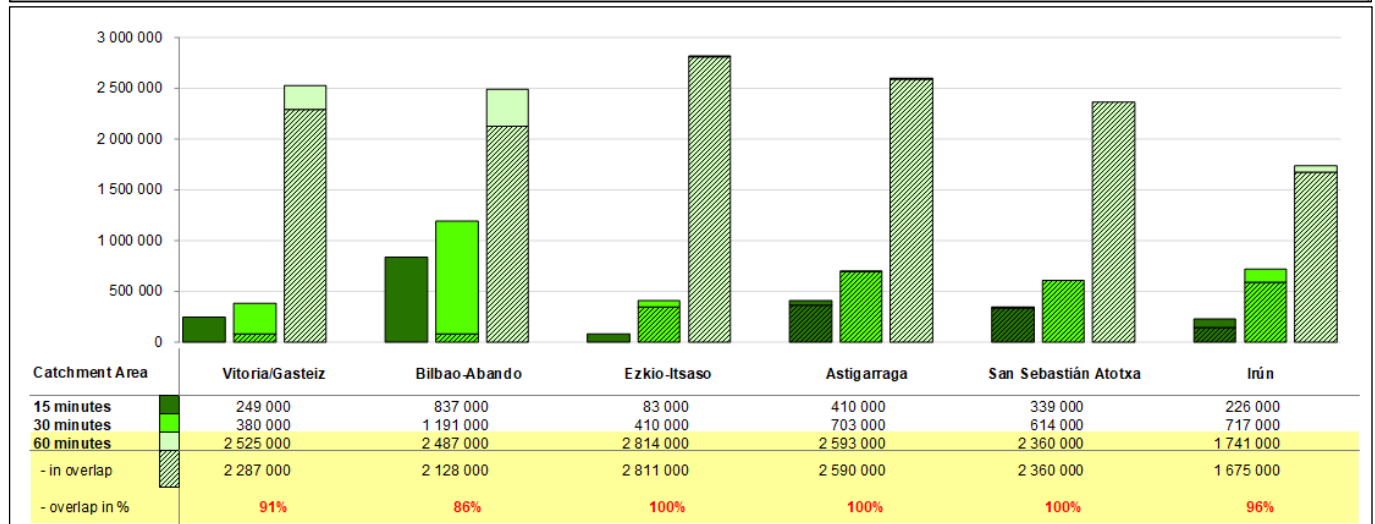
## High-Speed Line Basque Y



Cartography: Eurostat — GISCO, 02/2018

Source data: © EuroGeographics © OpenStreetMap Contributors © DG MOVE

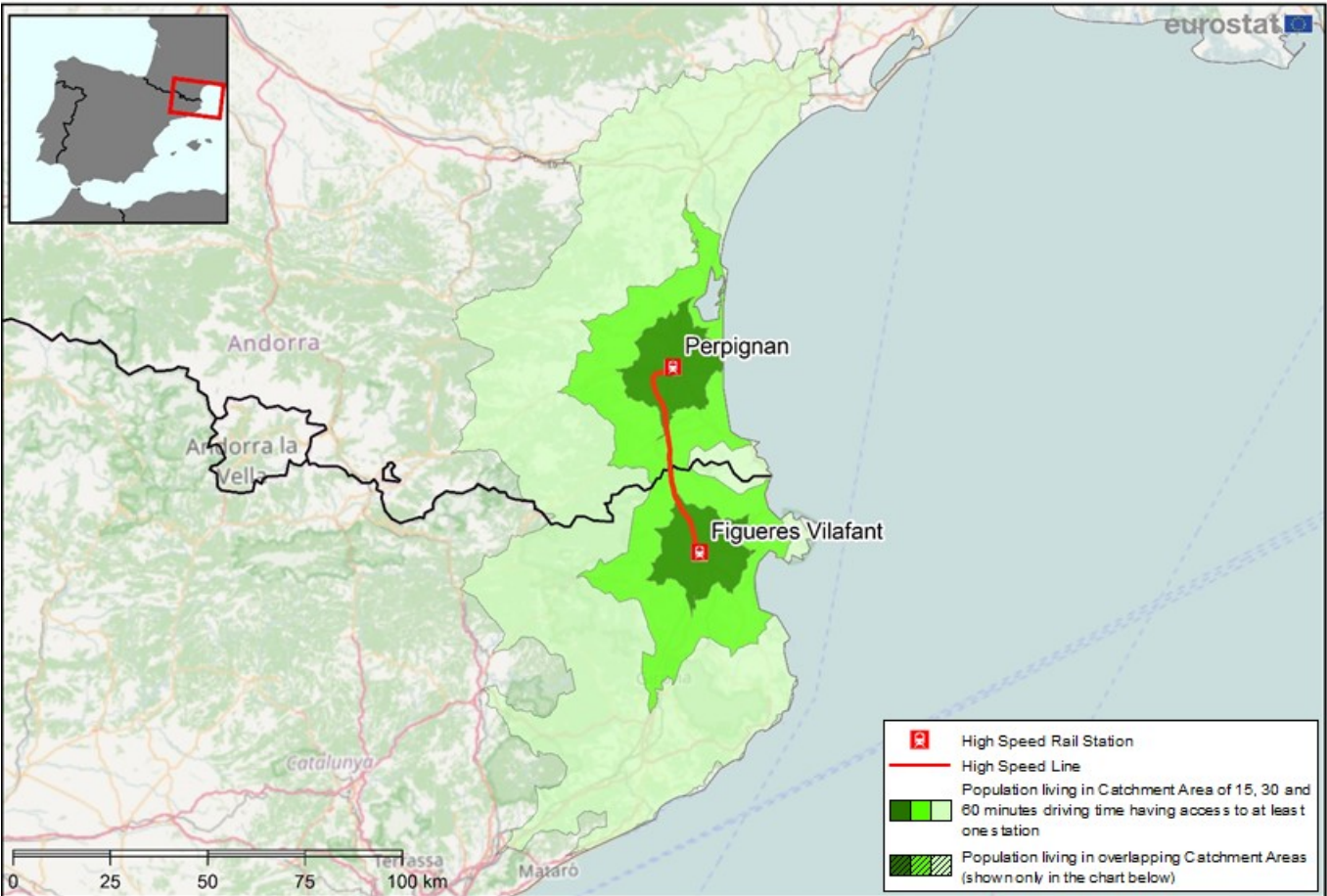
Length	Total cost (ex VAT)	EU funding	Line capacity saturation	HSR trains (daily avg)	Stations	Avg dist between stations	Speeds			
km	mil euro	mil euro	%	nr	nr	km	max design	max operational	real average	as of max design
175	5 767	318*	N/A	N/A	6	35	250	220**	N/A	N/A



\* EU allocation so far.

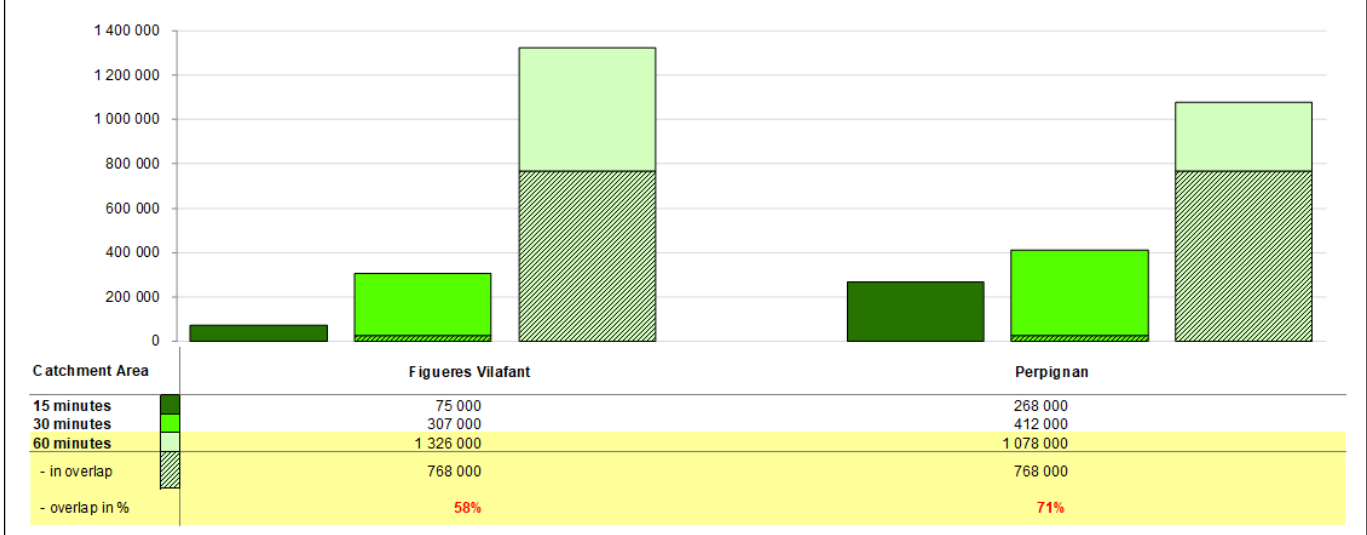
\*\* As currently foreseen.

High-Speed Line Figueres – Perpignan



Cartography: Eurostat — GISCO, 02/2018 Source data: © EuroGeographics © OpenStreetMap Contributors © DG MOVE

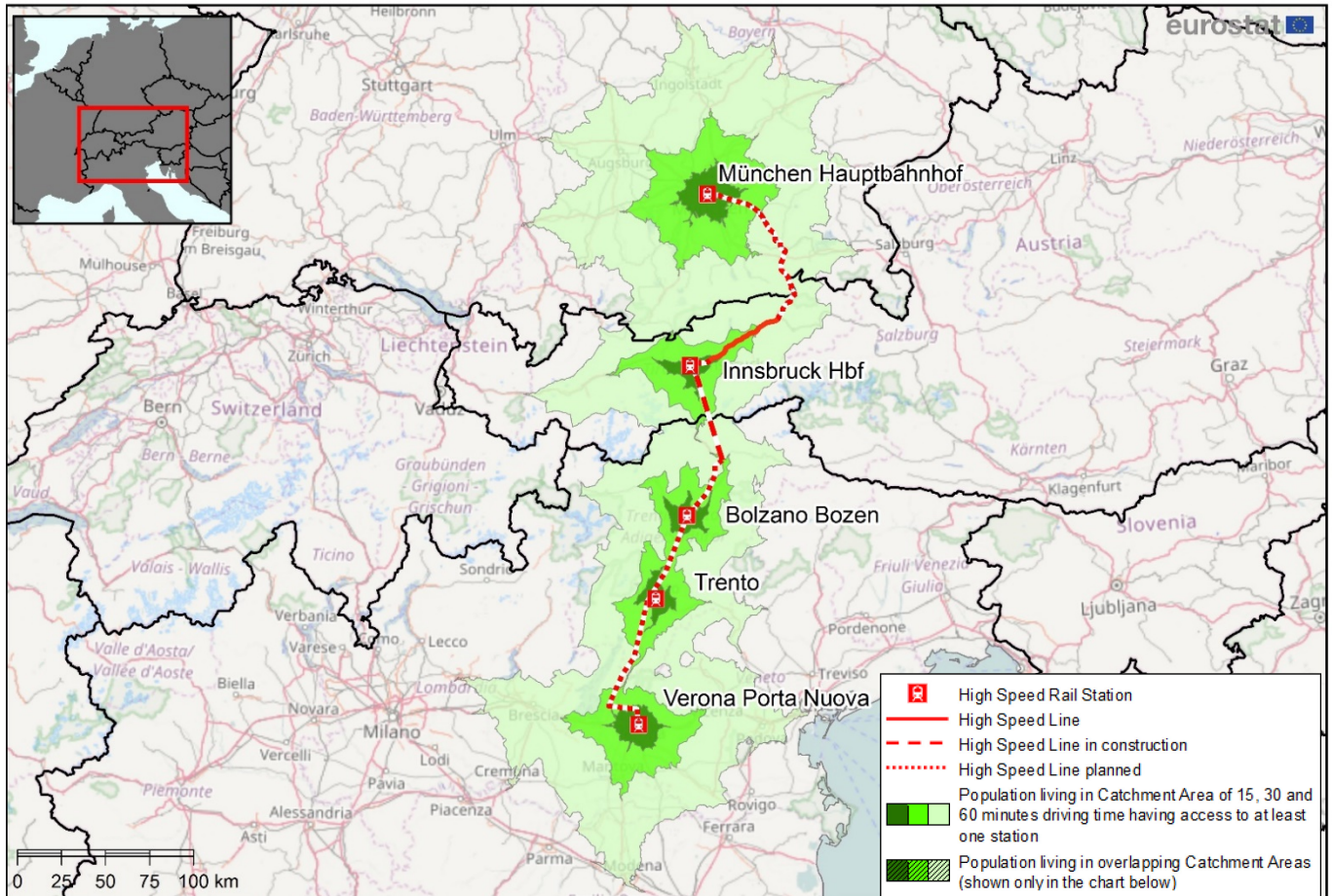
Length	Total cost (ex VAT)	EU funding	Line capacity saturation	HSR trains (daily avg)	Stations	Avg dist between stations	Speeds			
							max design	max operational	real average	as of max design
km	mil euro	mil euro	%	nr	nr	km	km/h	km/h	km/h	%
44	999	61	16%	16	2	44	350	300	127*	36%



\* Passenger trains.



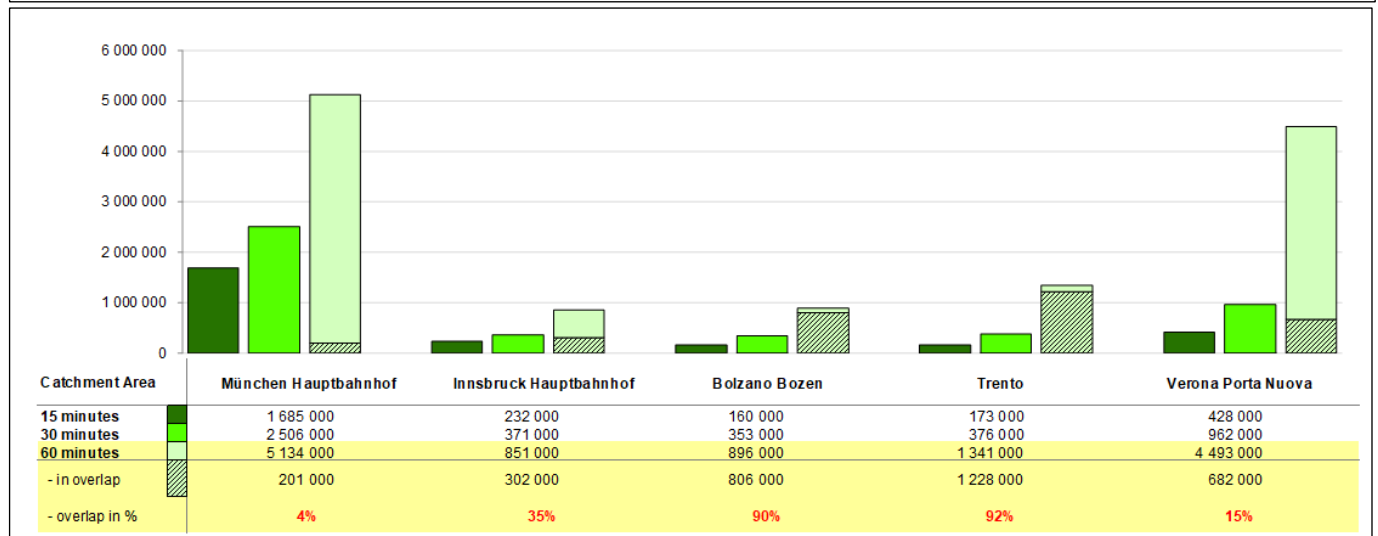
## High-Speed Line Munich – Verona



Cartography: Eurostat — GISCO, 02/2018

Source data: © EuroGeographics © OpenStreetMap Contributors © DG MOVE

Length	Total cost (ex VAT)	EU funding	Line capacity saturation	HSR trains (daily avg)	Stations	Avg dist between stations	Speeds			
							max design	max operational	real average	as of max design
km	mil euro	mil euro	%	nr	nr	km	km/h	km/h	km/h	%
445	12 269*	1 896**	up to 87%	360-473***	5	111	250	220	N/A	N/A



\* Including the cost of completion of the Brenner Base tunnel until 2027.

\*\* EU funding allocated until 2020.

\*\*\* The figure includes both high-speed and conventional trains, the latter being the majority.

**ANNEX IX****Analysis of stations**

Country	HSL	Station	General Size (passengers/sqm)	General Services	Accessibility Location	Accessibility Transport	Connectivity % of stopping HSR trains	Connectivity Transport	Re-urbanisation effects	Passengers / CA 60 minutes
Spain	Madrid - Barcelona - FF	Camp de Tarragona								
Spain	Madrid - Barcelona - FF	Guadalajara-Yebes								
Spain	Madrid - León	Segovia Guiomar								
Spain	Madrid - León	León								
Spain	Eje Atlántico	Santiago de Compostela								
Spain	Eje Atlántico	Vigo Urzáiz								
France	Est-Européenne	Meuse TGV								
France	Est-Européenne	Lorraine TGV								
France	Rhin-Rhone	Besançon Franche-Comté								
France	Rhin-Rhone	Belfort Montbéliard								
Italy	Torino - Salerno	Reggio Emilia AV Mediopadana								
Italy	Torino - Salerno	Roma Tiburtina								
Italy	Milan - Venice	Brescia								
Italy	Milan - Venice	Padova								
Germany	Stuttgart - München	Stuttgart								
Germany	Stuttgart - München	Ulm								
Germany	Berlin - Leipzig/Halle - Erfurt - Nurnberg - München - Verona	Coburg								
Germany	Berlin - Leipzig/Halle - Erfurt - Nurnberg - München - Verona	Bitterfeld								
			General Size (passengers/sqm)	General Services	Accessibility Location	Accessibility Transport	Connectivity % of stopping HSR trains	Connectivity Transport	Re-urbanisation effects	Passengers / CA 60 minutes
Passengers (yearly) / sq meter > 100 and < 200				<u>all</u> of the facilities below: - restaurant / cafeteria - shopping - tourist info - business lounge	HSR station is <u>centrally</u> (1 km - 5 km) located	<u>all</u> of the below is available: - urban transport - taxi station - parking (with less than 10 pax per 1 parking place per day)	% of HSR trains stopping in the station >75 %	HSR station is connected with <u>at least three</u> of: - regional bus station(s) - conventional rail - shuttle to airport / airport - car rental	The development in the area can be linked to the HSR construction	Number of passengers / people in Catchment Area 60 min > 75 %
Passengers (yearly) / sq meter between 50 and 100 or between 200 and 300				<u>at least two</u> of the facilities below: - restaurant / cafeteria - shopping - tourist info - business lounge	HSR station is located more than 5 km and up to <u>15 km</u> from urban centre	<u>at least two</u> of the below is available: - urban transport - taxi station - parking (with less than 10 pax per 1 parking place per day)	% of HSR trains stopping in the station >50 %	HSR station is connected with <u>at least two</u> of: - regional bus station(s) - conventional rail - shuttle to airport / airport - car rental	The development in the area can not be attributed to the HSR construction	Number of passengers / people in Catchment Area 60 min > 25 % and < 75 %
Passengers (yearly) / sq meter < 50 or > 300				<u>up to one</u> of the facilities below: - restaurant / cafeteria - shopping - tourist info - business lounge	HSR station is located <u>more than 15 km</u> from urban centre	<u>up to one</u> of the below is available: - urban transport - taxi station - parking (with less than 10 pax per 1 parking place per day)	% of HSR trains stopping in the station <50 %	HSR station is connected with <u>up to one</u> of: - regional bus station(s) - conventional rail - shuttle to airport / airport - car rental	It is apparent the HSR construction did not have any impact on the area	Number of passengers / people in Catchment Area 60 min < 25 %

## **REPLIES OF THE COMMISSION TO THE SPECIAL REPORT OF THE EUROPEAN COURT OF AUDITORS**

### **"A EUROPEAN HIGH-SPEED RAIL NETWORK: NOT A REALITY, BUT AN INEFFECTIVE PATCHWORK"**

#### **EXECUTIVE SUMMARY**

III. The Commission remains committed to the conclusions and the identified measures following from the strategy outlined in the 2011 White Paper and continues to put forward and implement the actions necessary to fulfil the objectives set out in the document. The TEN-T Regulation provides for a strategic and ambitious rail network planning from an EU perspective covering whole of the EU. The TEN-T regulation constitutes the main strategic and implementing tool to achieve those general objectives.

IV. The TEN-T Regulation provides for a strategic planning from an EU perspective covering whole of the EU and detailing those parts of the railway network that are to be developed according to the high speed (HS) standards. The Commission considers that the deadlines for the development of the TEN-T set out in the Regulation are binding and it makes every effort to ensure that the deployments of the high-speed railway infrastructure concerned are made in a concerted and synchronised way across the EU. The tool of the core network corridors has been specifically designed to maximise synergies between the efforts made by different Member States and their infrastructure managers. Eventually, by 2030, all those elements will have to be interconnected. They can then benefit from the efforts made by the Commission in other areas to promote market opening and interoperability.

The Commission believes that the EU funding increases EU added value as the cross border, bottlenecks and missing links would otherwise not be adequately addressed or prioritised.

VI. In order to ensure that longer distance journeys by high speed rail are attractive and competitive compared to aviation, very high speed services are often economically justified, with different characteristics for freight and passenger transport that are assessed on a case by case basis. Data on average speeds is likely to change once the network is completed, since the data reflects current services with an incomplete network.

IX. The provisions included in the transport chapter of the CBA Guide (2014) are designed to allow for a rigorous and methodologically sound analysis of HSR investments, whose analytical framework for identification and evaluation of costs and benefits, and calculation of the socio-economic viability, does not differ from any other transport investments. The factors highlighted by the ECA should be assessed alongside broader policy objectives, such as encouraging modal shift in particular to address climate change and local air quality.

The inclusion of minimum passenger volumes may pre-empt project solutions that can be relevant vis-à-vis their territorial development needs.

Therefore, a guidance focusing on key requirements for CBA at EU level should be flexible enough to enable country-, sector- and project-specific features to be factored in the project appraisal on a case-by-case basis.

X. The fourth railway package, adopted in 2016, foresees the lifting of barriers to interoperability, enhancing safety and liberalising passenger rail markets. These will be implemented starting from 2019, with certain transitional periods.

Due to the fact that they are new infrastructure built to modern standards and designed from the outset for international traffic, there are considerably less barriers to interoperability on high-speed routes than on the historic network.



XI.

The Commission refers to its replies to recommendation 1.

The Commission refers to its replies to recommendation 2.

The Commission refers to its replies to recommendation 3.

The Commission refers to its replies to recommendation 4.

## **OBSERVATIONS**

23. The TEN-T Regulation provides for a strategic and ambitious rail network planning from an EU perspective covering whole of the EU, and zooming in on those parts of the network that are to be developed according to high speed standards. High-speed railways are defined in the TEN-T Regulation, *vide* point (a) of the art. 11.2.

26. The Commission is not involved directly in the decision-making in the Member States.

However, the TEN-T Regulation translates the strategy developed by the Commission in the White Paper 2011 into concrete objectives, specific targets and appropriate measures.

This Regulation defines the EU infrastructure policy for transport and the criteria to identify the projects of EU common interest.

A set of tools defined in the TEN-T and CEF Regulations – notably the core network corridors – allow the Commission to verify that the Member States comply with their commitments under the Regulations and to take action where necessary.

European Coordinators release core network work plans, which highlight main challenges and monitor progress made. These work plans are approved by the Member States concerned and are publicly available.

In addition, the TEN-T regulation foresees the possibility for the Commission to adopt implementing decisions on specific cross-border sections (for example Evora-Merida, Rail Baltica, etc.). See also Commission reply to paragraph 31.

The Commission considers that the deadline of 2030 for the completion of the core TEN-T is binding although depending on the availability of financial resources in the Member States.

In the programming period 2014-2020 the Commission has reinforced the planning framework of Member States and regions for transport investments, including high-speed rail. Cohesion policy support to such investments was conditional to the existence of comprehensive transport strategy(ies) or framework(s) that ensure planning security for all stakeholders: EU, national and private. The Commission has proposed to maintain enabling conditions for the 2021-27 period.

31. The Commission indicates that coordination tools for cross-border sections already exist under the framework of the current programming period:

1) According to the TEN-T regulation, the Commission can adopt implementing decisions for cross-border projects. This has been done for the first time with the implementing decision on the Evora-Merida project adopted on 25 April 2018.

2) On technical elements and interoperability, the European Deployment Plan for ERTMS (COMMISSION IMPLEMENTING REGULATION (EU) 2017/6) mandates a cross-border agreement on ERTMS.

### **Box 1 – Poorly connected national networks, and their impact**

1. According to available information and its own assessment, the Commission believes that the access routes should become operational gradually between 2027 and 2040.

According to information received from the authorities in charge of the construction of the northern access routes it is currently foreseen to gradually complete the access routes. This has the potential to address future capacity increases. By 2027, the existing double track line between Munich and Kufstein will be equipped with ECTS in compliance with the TEN-T regulation. Until 2032 the 4-track upgrade of the section Schaftenau-Radfeld (AT) shall become operational and until 2038 the 4 track upgrade between Schaftenau (AT) to north of Rosenheim (DE). The remaining part Großkarolinenfeld to München- Trudering (DE) will become operational by 2040.

34.

(i) The question of the procurement framework was addressed in the context of the proposal for streamlining measures for advancing the realisation of the TEN-T (Smart TEN-T) adopted by the Commission on 17 May 2018.

Furthermore, a proposal for a regulation on a mechanism to resolve legislative and administrative obstacles in a cross border context - applicable to all sectors - was proposed on 29 May 2018, allowing the legislation of one Member State to be applied across the border using a single set of rules.

(ii) The proposal for a regulation on streamlining measures for advancing the realisation of the TEN-T includes an obligation for Member States to set up single competent authorities for coordination of the permit granting procedures for the TEN-T Core Network projects.

36. For the next MFF, the Commission envisages to develop in the context of the CEF 2021-27 proposal for a new set of key performance indicators which also cover results and impacts.

As regards cohesion policy, overall objectives are assigned to each programme, with result indicators. The prerequisite conditions for implementation include enabling conditions linked to the alignment of national strategy plans with EU policy objectives in transport sector, notably on TEN-T as well as urban/local mobility. It is the responsibility of Member States, when selecting and implementing the eligible projects, to ensure that the latter effectively enable to achieve the consolidated objectives of the programmes, and provide adequate reporting to the Commission. Rail projects are tendered and the procured contracts usually entail provisions regarding timely delivery and outputs, with corresponding sanction mechanisms. These contracts are managed under the responsibility of the contracting authorities / beneficiaries concerned.

Common Commission reply to paragraphs 37 to 44:

In order to ensure that longer distance journeys by high speed rail are attractive and competitive compared to aviation, very high speed services are often required to expand the range of competitiveness versus air transport from 600 km to 8-900 km. Data on average speeds is likely to change once the network is completed, since the data reflects current services with an incomplete network.

The actual speed along high-speed lines (HSL) is defined by the number of stops (a parameter ideally influenced by the market rather than the planning) and by the signalling system (given the availability of HS rolling stock).

Nevertheless, the adoption of the EU signalling system contributes to enabling significant increases both of commercial speed and capacity. The gradual deployment of ERTMS Level 2 and in the near future level 3 (which can be rolled out on the existing lines) will contribute to enhancing both factors.

51. The Commission believes that the provisions included in the transport chapter of the CBA Guide (2014) are designed to allow for a rigorous and methodologically sound analysis of HSR investments, whose analytical framework for identification and evaluation of costs and benefits, and

calculation of the socio-economic viability, does not differ from any other transport investments. The factors highlighted by the ECA should be assessed alongside broader policy objectives, such as encouraging modal shift in particular to address climate change and local air quality.

65. Through the co-funding offered by Shift2Rail, the Commission is financially supporting technical developments on rail ticketing including high speed. The Commission considers that, similar to how it evolved in the air sector, the high-speed rail sector should develop e-ticketing. For through –ticketing, the airlines have developed a sector-based approach based on alliances which are commercial arrangements. There are no through tickets for operators which are not part of these alliances. In rail, there is a growing number of sector initiatives, such as 'Trainline', which allow both e-ticketing and trips involving more than one operator.

The Commission proposed legislation in this area in the 4<sup>th</sup> railway package, but the Council preferred a solution left to the sector. The Commission has to report on sector-wide solutions by 2022 and may, thereafter, act.

67. The Commission regularly monitors punctuality data of rail services in Member States and a commonly agreed definition of punctuality exists as part of the RMMS since 2017. The Commission collects data annually at the national level for 2 categories of passenger trains: 'Suburban and regional services' and 'Conventional long-distance and high-speed services'. Punctuality of high speed services is not monitored separately. Data are published in the Commission's biennial Rail Market Monitoring Reports.

The Commission does not monitor customer satisfaction more frequently as this is highly complex due to the variety of services offered within Member States. However, certain MS are very active in monitoring customer satisfaction where they build this in to their Public Service Obligations (PSO) contracts.

79. The Commission believes that the 2014 CBA provisions included in the transport chapter of the CBA Guide allow for a rigorous and methodologically sound analysis of HSR investments, whose analytical framework for identification and evaluation of costs and benefits, and calculation of the socio-economic viability, does not differ from any other transport investments.

The inclusion of fixed quantitative data/parameters to comply with (e.g. minimum passenger volumes) may pre-empt project solutions that can be relevant vis-à-vis their territorial development needs.

Therefore, a guidance focusing on key requirements for CBA at EU level should be flexible enough to enable country-, sector- and project-specific features to be factored in the project appraisal on a case-by-case basis.

85. In 2017, the Commission proposed the package "Europe on the move" including measure in line with the user-pays and polluter-pays principle, such as the road-charging. Also, the Commission made a series of proposals to limit the emissions from transport and provide incentives for modal shift and decarbonisation especially of the road sector.

Moreover, in 2017 the Commission launched a comprehensive study on the internalisation of external costs-with the aim of assessing the extent to which the "user pays" and "polluter pays" are implemented in the EU countries across modes, and as contribution to the relevant policy debate. The full study will be available early 2019.

Another study called "Case study analysis of the burden of taxation and charges on transport" (available on DG MOVE's website) gathered information on taxes and charges, as well as subsidies, on 20 carefully selected representative routes for all modes of transport.

### **Box 3 – The impact for travellers when there is no seamless travel of trains crossing borders**

## **1. The missing interoperability on the Munich-Verona stretch causes a stop and delays at the Brenner station**

The Commission shares the concerns on interoperability expressed by the ECA, and is working to resolve the issues. The “clean-up” of the huge barrier imposed by over 11 000 national rules by ERA is underway, thanks to the IV Railway package provisions. Separately a proactive approach along corridors on the Issues Log has started to proceed in the same direction, and following identification and characterisation of the rules, we expect most of them to be either eliminated or harmonised at European level, though this work will take several years to complete.

However, these obstacles in most cases do not affect High-speed lines (no HS train stops at the borders between BE, FR, DE, NL, UK).

Third indent: On the issue of working language, the Commission has proposed a common railway language to be evaluated in the Impact Assessment of the revised Train Drivers Directive (the sector called for a CBA to identify the language), even though both operationally and politically the adoption of a single language is not realistic. A number of options to address the issue are nevertheless now under investigation (defined target vocabularies, IT tools etc), and the Commission will propose a change to the legal base to allow pilot tests of these solutions.

## **2. The missing infrastructure links between France and Spain (Atlantic cross-border route) oblige passengers to change trains and platforms**

The Commission shares the concerns expressed by the ECA. In the meantime, France is committed to improving the existing line to increase its capacity and remove the bottleneck in Hendaye. The Commission as well as the European Coordinator are following up these developments.

90. The introduction and level of mark-ups depends on the willingness and ability of the Member States to cover the gaps between the direct costs and the total costs of the infrastructure.

91. The Commission Implementing Regulation (EU) 2015/909 of 12 June 2015 on the modalities for the calculation of the cost that is directly incurred as a result of operating the train service establishes three calculation methodologies.

It is true that the three methodologies result in rather different levels of charges. Since charges are determined by many factors including not only wear and tear, but also existing state of the infrastructure and use of mark-ups, it is clear that there is no possibility for a "one size fits all" charge across the EU for high- speed rail services. See also Commission reply to paragraph 90.

92.

(i) The Commission also notes that the French high-speed rail network is in considerable need of maintenance and upgrade, and where there have been earlier backlogs in maintenance investments, the current costs for maintaining the network are higher. Where such costs cannot be fully met by the level of State subsidies received by the infrastructure manager, these can only be passed on to the operator in the form of not only the direct costs but also mark ups, as the Infrastructure Manager has no other form of income.

(ii) The Commission indicates that the regulatory body reduced the charge because it was hampering the operations of the competitor. The situation for travellers was improved through the existence of effective competition on the high-speed lines, thereby reducing the fares of the two operators.

93. See Commission reply to paragraph 95.

95. The Commission confirms that it supervises the system to the extent that it ensures that regulatory bodies (RBs) are in place, and verifies that these are 'properly resourced'. Resources

depend on the size of the country and the degree of market opening. The Commission reminds RBs of their duty to act, either ex officio or on a complaint, whenever it sees that appropriate action has not been taken. The RBs have a clear role to play in approving the charging scheme and ensuring it is applied in a non-discriminatory manner.

## **CONCLUSIONS AND RECOMMENDATIONS**

97. The Commission remains committed to the conclusions and the identified measures following from the strategy outlined in the 2011 White Paper and continues to put forward and implement the actions necessary to fulfil the objectives set out in the document. The TEN-T Regulation adopted by the Council and the European Parliament sets out concrete objectives, targets and measures which translate from the Commission's 2011 White Paper strategy.

98. The TEN-T Regulation sets out concrete objectives, targets and measures which translate from the Commission's 2011 White Paper strategy.

This Regulation defines the EU infrastructure policy for transport and the criteria to identify the projects of EU common interest. It establishes the core and comprehensive network and concerning the rail network defines where high-speed needs to be deployed with associated targets and a timeline (2030 for the core, and 2050 for the comprehensive network), which the Commission considers binding although depending on the availability of financial resources in the Member States.

While the Commission is indeed not directly involved in the decision -making in the Member States, the tools in the TEN-T and CEF Regulations allow the Commission to verify that the Member States comply with their commitments under the Regulations – notably the core network corridors – and to take action where necessary.

102. The provisions included in the transport chapter of the CBA Guide (2014) are designed to allow for a rigorous and methodologically sound analysis of HSR investments, whose analytical framework for identification and evaluation of costs and benefits, and calculation of the socio-economic viability, does not differ from any other transport investments. The factors highlighted by the Court should be assessed alongside broader policy objectives, such as encouraging modal shift in particular to address climate change and local air quality.

The inclusion of minimum passenger volumes may pre-empt project solutions that can be relevant vis-à-vis their territorial development needs.

Therefore, a guidance focusing on key requirements for CBA at EU level should be flexible enough to enable country-, sector- and project-specific features to be factored in the project appraisal on a case-by-case basis.

103. In 2017, the Commission launched a comprehensive study on the internalisation of external costs—with the aim of assessing the extent to which the "user pays" and "polluter pays" are implemented in the EU countries across modes, and as contribution to the relevant policy debate.

See Commission reply to paragraph 85.

104. The fourth railway package, adopted in 2016, foresees a lifting of barriers to the interoperability, enhancing safety and liberalising passenger rail markets. It will enter into force for High Speed commercial services as of 2019.

Due to the fact that they are new infrastructure built to modern standards and designed from the outset for international traffic, there are considerably less barriers to interoperability on high- speed routes than on the historic network. The key ones which remain arise from different signalling systems, which will be addressed by the progressive roll out of ERTMS baseline 3 and elimination



of "class B" (ie national legacy) systems, and differences in voltage (25kV or 15kV), which can readily be addressed by technical solutions.

105. While needing to be at a reasonable level, the charges need to be set at least at the level of direct costs to cover the costs incurred by the train run. The existence and level of mark-ups beyond direct costs depend on the ability and willingness of Member States to provide subsidies to infrastructure managers.

### **Recommendation 1 – The planning of the EU high-speed rail network**

1. The Commission accepts the recommendation.

The work plans for respective core network corridors will define the key priority projects to be implemented in the first place. The Commission will continue to work with the Member States to make sure that the core network is realised by 2030 as foreseen by the TEN-T Regulation.

In addition, the Commission envisages launching soon the review of the TEN-T policy, in accordance with Article 54 of the TEN-T Regulation (N° 1315/2013). In this framework, the Commission will ensure a sound evaluation of the TEN-T high-speed railway network. Inter alia, this shall cover aspects such as the socio-economic viability of connections or the interrelation between infrastructure and service provision through an increasing focus on service-related KPI.

Furthermore, the Commission is promoting the use of implementing decisions for cross-border projects in order to ensure a closer monitoring of the projects.

2. The Commission partially accepts the recommendation. While it agrees in principle, the Commission cannot implement this action with immediate effect. It will initiate the action as soon as possible and pursue it while preparing the new legislative proposal for TEN-T.

In the context of the CEF for 2021-2027, the Commission proposes to strengthen the connection between the core network corridor work plans of the European Coordinators and the implementation of the CEF.

Furthermore, the Commission is promoting the use of implementing decisions for cross-border projects in order to ensure a closer monitoring of the projects.

For Cohesion Funds and ERDF support in the post-2020 period, the existence of comprehensive transport planning at the appropriate level is proposed as an enabling condition. These plans must cater for the assessment of high-speed lines, where relevant.

In addition, there is enhanced synergy and complementarity between these Funds and the Connecting Europe Facility which will focus in particular on the "core network" while the ERDF and the Cohesion Fund will also provide support for the "comprehensive network".

### **Recommendation 2 – EU co-funding support for high-speed rail infrastructure investments**

1. The Commission accepts this recommendation.

2. The Commission accepts the recommendation in substance. It is however without prejudice to the outcome of the revision of the TEN-T Regulation.

3. Insofar as it is concerned, the Commission accepts this recommendation.

4. The Commission partially accepts this recommendation, as outlined below.

For Cohesion Funds and ERDF support in the post-2020 period, the Commission partially accepts the recommendation. The existence of comprehensive transport planning at the appropriate level is proposed as an enabling condition. The Commission has proposed that the transport plans take into account the anticipated impact of rail liberalisation.

As regards CEF, the Commission does not accept the recommendation as the fourth railway package imposes obligations on Member States while the CEF funding applies to all types of beneficiaries. Therefore, it would not be effective to apply conditionality as CEF beneficiaries are not accountable for the introduction of competition on the supported infrastructure projects.

5. The Commission does not accept this recommendation.

As the results of such interventions are not immediate after the completion of the project but a certain time span is needed, it would make it difficult to retain the "performance bonus" for an eventual disbursement. Furthermore, the Commission also highlights that performance is dependent on factors outside of the control of the beneficiaries.

Without linking EU funding to the delivery of results by the beneficiaries, the Commission nevertheless envisages to develop in the context of the CEF 2021-27 proposal a new set of key performance indicators which also cover results and impacts.

As regards cohesion policy, overall objectives are assigned to each programme, with result indicators. It is then the responsibility of Member States, when selecting and implementing the eligible projects, to ensure that the latter effectively enable to achieve the consolidated objectives of the programmes. Rail projects are tendered and the procured contracts usually entail provisions regarding timely delivery and, outputs and results, with corresponding sanction mechanisms. These contracts are managed under the responsibility of the concerned contracting authorities / beneficiaries. The Commission's proposal of the new Common Provision Regulation (CPR) does not foresee a performance bonus at the level of beneficiaries.

6. The Commission accepts the recommendation and will implement it by ensuring stronger links between CEF funding, corridor work plans and implementing decisions.

### **Recommendation 3 - Simplifying cross-border constructions**

1. The Commission accepts the recommendation.

The proposal for a regulation on streamlining measures for advancing the realisation of the TEN-T, adopted as part of the 3<sup>rd</sup> Mobility Package, puts forward the requirement to apply only one public procurement framework for the cross-border projects which are developed by a single entity.

A legal instrument allowing the application of a legislation across the border would significantly simplify cross-border operations. Cross-border projects could be carried out using a single set of rules. Such a mechanism is part of the post 2020 cohesion package proposal adopted on 29 May 2018.

2. The Commission accepts the recommendation.

The Commission accepts a facilitating role for this recommendation as the creation of one-stop shops falls within the responsibility of Member States.

The proposal on the Smart TEN-T, adopted as part of the 3<sup>rd</sup> Mobility Package, will introduce a requirement for the Member States to establish single competent authority to control the integrated permit granting procedures applicable to the core TEN-T projects.

The Border Focal Point could make good practices available and provide expert advice where possible.

The Border Focal Point was set up within the Commission services and consists of Commission experts in cross border issues, who offer advice to national and regional authorities, by gathering and sharing good practices through the creation of a new EU-wide online network. This platform is meant for border stakeholders to have a place to share experiences, and to discuss solutions and ideas for overcoming border obstacles.

This initiative is part of a wider Communication adopted, 20.9.2017 on "Boosting growth and cohesion in EU border regions", with a set of new actions and a list of ongoing initiatives, to help EU border regions grow faster and ever closer. It is also mentioned in the regulation on a mechanism to resolve legislative and administrative obstacles in a cross border context adopted by the Commission on 29 May 2018.

3. The Commission accepts the recommendation.

The ERTMS European deployment plan and the 4<sup>th</sup> railway package provide a clear framework for ensuring interoperability.

#### **Recommendation 4 – Actions to improve high-speed rail operations for passengers**

1. The Commission accepts this recommendation.

Technological enablers for single e-ticketing solutions are being developed through TAP TSI—while further enhancement are being developed within Shift2Rail Innovation Programme 4 (e.g. towards multimodal e-wallets).

Moreover, the Commission is currently monitoring rail market developments concerning the introduction and use of common information and through-ticketing systems. The legislation (Directive EU 2016/2370) requires that by 31 December 2022, the Commission is obliged to present a report to the European Parliament and the Council on the availability of common information and through-ticketing systems, to be accompanied, if appropriate, by legislative proposals.

2. The Commission accepts this recommendation.

The Commission will, by the end of 2019, have completed full compliance check of MS' national transposing measures. However, it recalls that cases of bad application (as opposed to transposition) can always be brought to its attention by operators later than 2019, in which case it will be obliged to act.

The Commission is also working actively with infrastructure managers to ensure cooperation of mark-ups for cross-border operations.

3. The Commission accepts this recommendation.

The Commission will, by the end of 2019, have completed full compliance check of MS' national transposing measures. However, cases of bad application (as opposed to transposition) can always be brought to its attention by operators later than 2019, in which case it will be obliged to act.

4. The Commission partially accepts this recommendation.

Regarding (i), during the foreseen revision of Commission Regulation EU 2015/1100 on the reporting obligations of Member States in the framework of rail market monitoring, the Commission will propose that the Member States collect punctuality data separately for conventional long distance and high speed services. If Member States accept the proposal the data could become available as from 2020 and will be disseminated in the two-yearly Rail Market monitoring reports.

The Commission does not accept (ii) which requests development of a standard reporting framework and methodology for customer service satisfaction. The reports of operators currently published in the ERADIS website of ERA as requested in the Passenger Rights Regulation (EC)1371/2007report on satisfaction against individual service quality standards. Introducing harmonised reporting at EU level would entail an additional administrative burden., since operators would be obliged to report not only to their individual service quality standards but conform to harmonised EU requirements. In order to improve transparency and reporting quality at the level of



operators, the Commission has recently proposed in its Recast of the Rail Passenger Rights Regulation (EC)1371/2007 (COM(2017)548 final) a more standardised approach to reporting including more detailed minimum service quality standards for customers satisfaction surveys in its Annex III, point I (2). However, this will not allow for full harmonisation and therefore the Commission considers that the continuation of Eurobarometer surveys every 4-6 years (subject to the availability of budgetary resources) is an appropriate and proportionate tool to give the most robust and representative overview of trends in customer satisfaction at EU level. The Eurobarometer findings are published separately as well as analysed in a policy context in the Commission's subsequent Rail Market Monitoring report.

Furthermore, given its objective of rail liberalisation, the Commission does not consider that it is for the Commission to assess competing market players against each other.

5. The Commission accepts this recommendation.

In 2017, the Commission launched a comprehensive study on the internalisation of external costs, with the aim of assessing the extent to which the "user pays" and "polluter pays" are implemented in the EU countries across modes. Providing the relevant methodologies and data also serves the purpose of facilitating the future implementation of these principles by the responsible Member States.

<b>Event</b>	<b>Date</b>
Adoption of Audit Planning Memorandum (APM) / Start of audit	25.1.2017
Official sending of draft report to Commission (or other auditee)	4.5.2018
Adoption of the final report after the adversarial procedure	13.6.2018
Commission's (or other auditee's) official replies received in all languages	25.6.2018

Since 2000, the EU has been investing €23.7 billion into high speed rail infrastructure. There is no realistic long term EU plan for high speed rail, but an ineffective patchwork of national lines not well linked since the European Commission has no legal tools and no powers to force Member States to build lines as agreed.

Cost-efficiency is at stake, because not everywhere very high speed lines are needed, as the cost per minute of saved travel time is very high, going up to €369 million, and as the average speeds only amount to 45 % of the maximum capacity, while cost overruns and construction delays are the norm rather than the exception.

Sustainability is low, effectiveness of the investments is lacking and EU added value is at risk with three out of seven completed lines having low passenger numbers leading to a high risk of ineffective spending of €2.7 billion EU co-funding. Moreover, nine out of 14 lines and stretches have insufficient high numbers of passengers, and 11 000 national rules still exist, although the Court already asked in 2010 to lift these technical and administrative barriers.



EUROPEAN  
COURT  
OF AUDITORS



Publications Office

EUROPEAN COURT OF AUDITORS  
12, rue Alcide De Gasperi  
1615 Luxembourg  
LUXEMBOURG

Tel. +352 4398-1

Enquiries: [eca.europa.eu/en/Pages/ContactForm.aspx](https://eca.europa.eu/en/Pages/ContactForm.aspx)

Website: [eca.europa.eu](https://eca.europa.eu)

Twitter: @EUAuditors

© European Union, 2018

For any use or reproduction of photos or other material that is not under the European Union copyright, permission must be sought directly from the copyright holders.